

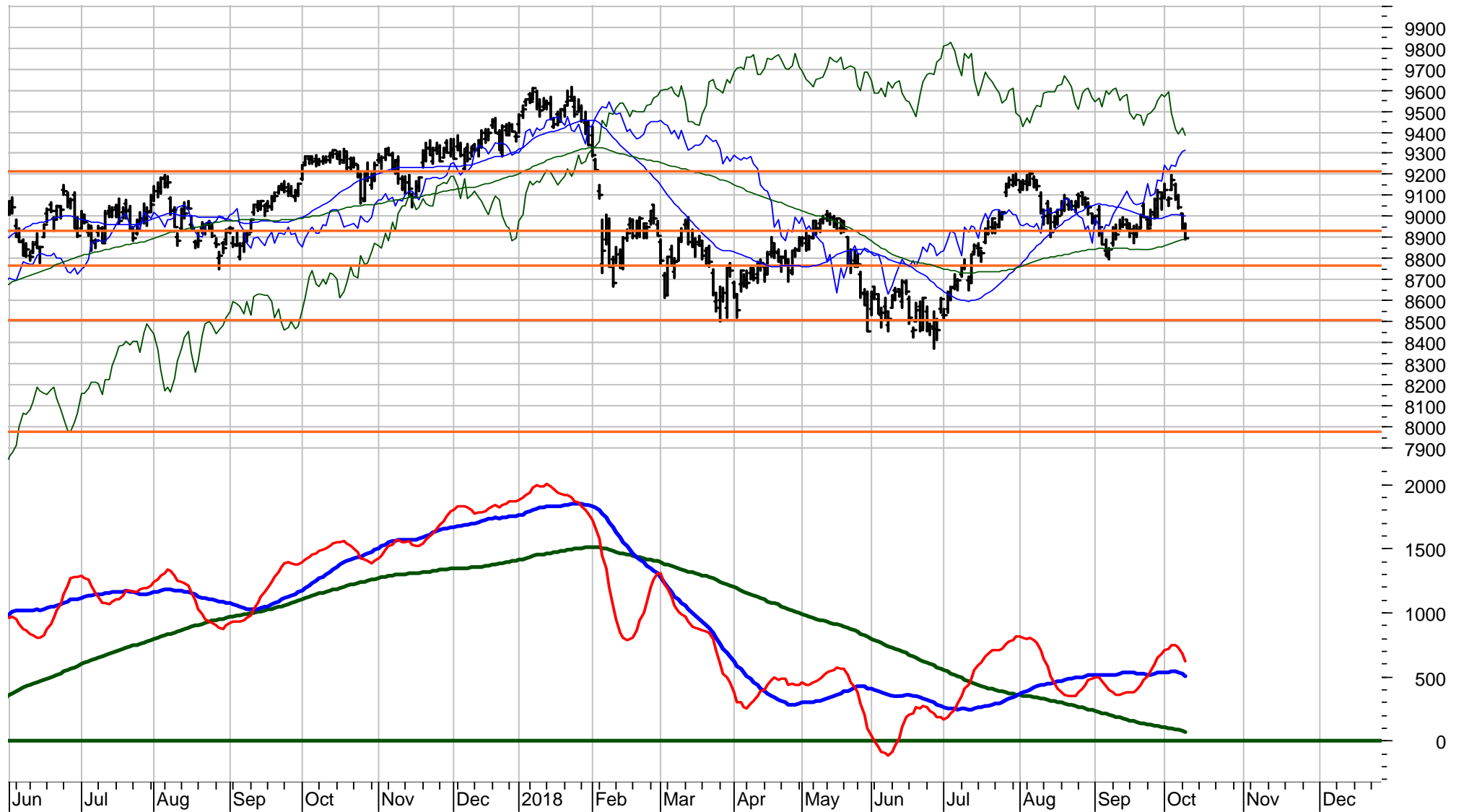


GLOBAL CHART OUTLOOK

9th October 2018
Swiss and European Equities

Swiss Market Index SMI

The SMI is breaking the support at 8920. Next support is at 8750 / 8750 and 8450.
THE MEDIUM-TERM OUTLOOK WILL TURN DOWN if 8750 is broken.

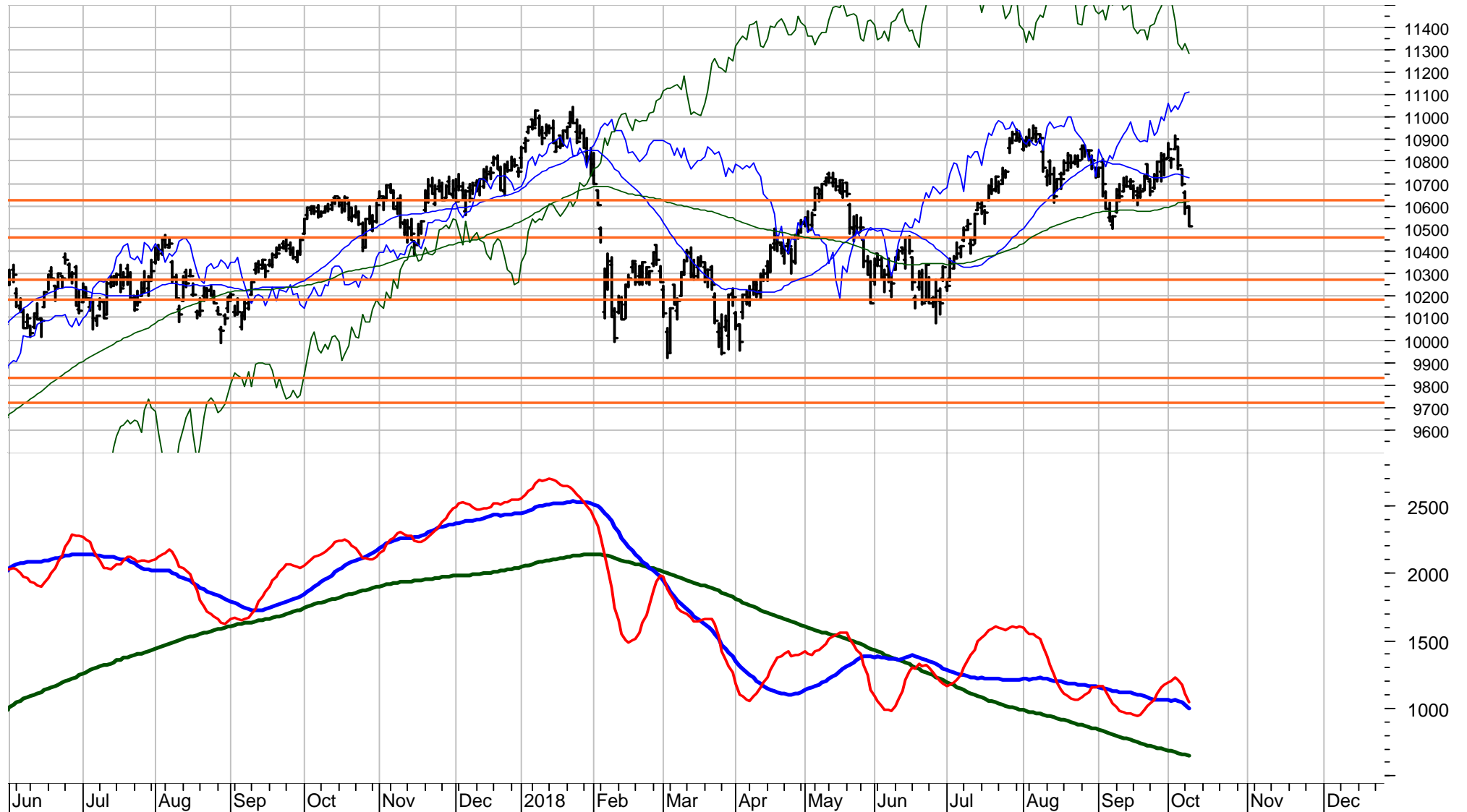


Swiss Performance Index SPI

The SPI broke short-term support at 10620 and is testing 10460 next.

Lower supports are at 10280 / 10190 and 9850 / 9700.

THE MEDIUM-TERM OUTLOOK WILL TURN DOWN if 10450 is broken.



Swiss SPI 210 constituent stocks – listed according to the Score (range from 18 to Zero; 7-10 is neutral)

The Total Score of the 210 stocks has declined from 44% to 26%, which on the scale from 100% to 0% is BEARISH.

18	ZUGER KB I	ZG.S
18	AIRESES SA	AIRE.S
18	BFW LIEGENSCH N	BLIN.S
18	LASTMINUTE ORD	LMN.S
17	BASLER KTBK PS	BSKP.S
17	AEVIS HOLDING SA	AEVS.S
17	LECLANCHE N	LECN.S
17	SWISS RE N	SRENH.S
17	LIECH LANDBK	LLBN.S
16	PRIVATE EQUITY N	PEHN.S
16	VETROPACK I	VET.S
16	SWISS LIFE HLDG	SLHN.S
16	EVOLVA HOLD AG	EVE.S
16	BQ CANT DU JURA	BCJ.S
15	BK LINTH LLB AG	LINN.S
15	GURIT I	GUR.S
15	ROCHE HOLDING AG	ROG.S
15	BANK CLER	BC.S
14	SNB N	SNBN.S
14	BASELSTADT KTBK	BLKB.S
14	ZURICH INSURANCE	ZURN.S
14	DORMAKABA HOLD	DOKA.S
14	NOVARTIS N	NOVN.S
14	POLYPHOR N	POLN.S
14	ZUEBLIN N	ZUBN.S
13	BARRY CALLEBAUT	BARN.S
13	GIVAUDAN N	GIVN.S
13	OBSEVA SA/d	OBSV.O
12	VALIANT N	VATN.S
12	EFG INT N	EFGN.S
12	SCHINDLER N	SCHN.S
12	ROMANDE ENERGIE	HREN.S
12	ADDEX THER	ADXN.S
12	GEBERIT N1	GEBN.S
12	HUBER & S N	HUBN.S
12	ARYZTA AG	ARYN.S
12	RELIEF THERAPEUT	RLFB.S
12	MOBILEZONE HLD I	MOZN.S
12	BC GENEVE P	BCGE.S
11	PERROT DUVAL I1	PEDU.S
10	KOMAX N	KOMN.S
10	SCHWEITER I	SWTQ.S
10	LONZA GRP AG N	LONN.S
10	BELLEVUE GRP N	BBN.S
10	THURGAUER KB PS	TKBP.S
9	KTM INDUSTRIES/d	KTMI.VI
9	BERNER KB N	BEKN.S
8	VON ROLL I	ROL.S
8	SANTHERA PHARMA	SANN.S
8	ZUG ESTATE HLD	ZUGN.S
7	SWISSQUOTE GRP N	SQN.S
7	SCHINDLER PS	SCHP.S
7	EDISUN POWER	ESUN.S

7	TITL BN BERG N	TIBN.S
6	CHAM GROUP AG	CHAMA.S
6	FORBO N	FORN.S
6	ALLREAL HLD N	ALLN.S
6	ADVAL TECH N	ADVN.S
6	CREALOGIX HLDG	CLXN.S
6	SIEGFRIED N	SFZN.S
6	ALSO HLD AG	ALSN.S
6	LALIQUE	LLQ.S
6	ORASCOM DEV H	ODHN.S
6	KARDEX I	KARN.S
6	ORIOR N	ORON.S
6	MOLECULAR PARTNE	MOLN.S
6	BELL FOOD GROUP	BELL.S
6	ASMALLWORLD N	ASWN.S
6	VP BANK AG	VPBN.S
5	ZWAHLEN & MAYR	ZWM.S
5	SCHAFFNER N	SAHN.S
5	IVF HARTMANN	VBSN.S
4	GR KTBK PS	GRKP.S
4	BELIMO HOLDING N	BEAN.S
4	LINDT & SP PS	LISP.S
4	BOBST GRP N	BOBNN.S
4	PARTNERS GROUPAG	PGHN.S
4	NESTLE SA	NESN.S
4	PEACH PROP	PEAN.S
4	POENINA	PNHO.S
4	SUNRISE N	SRCG.S
4	WALLISER KTBK	WKB.S
4	INVESTIS N	IREN.S
4	CASSIOPEA N	SKIN.S
3	BUCHER N	BUCN.S
3	BANQUE PRO GES	BPDG.S
3	WARTECK N	WARN.S
3	HIGHL EVNT & ENT	HLEE.S
3	RIETER N	RIEN.S
3	ELMA N	ELMN.S
3	INFICON N	IFCN.S
3	ASCOM N	ASCN.S
3	LAFARGEHOLCIM	LHNS.S
3	ABB LTD N	ABBN.S
3	BALOISE HLD N	BALN.S
3	BCV N	BCVN.S
3	APG SGA	APGN.S
3	VAUDOISE VERS N	VAHN.S
3	PARGESA I	PARG.S
3	LEM HOLDING N	LEHN.S
3	HOCHDORF N	HOCN.S
3	GAM N	GAMH.S
3	MEYER BURGER N	MBTN.S
3	CALIDA HLD N	CALN.S
3	DKSH N	DKSH.S
3	GLARNER KB N	GLKBN.S

3	LEONTEQ	LEON.S
3	MEIER TOBLER GRO	METG.S
3	VARIA US PROP	VARN.S
3	WISEKEY N	WIHN.S
3	COMET HOLDING	COVE.S
3	CEVA LOGISTICS N	CEVALN.S
3	NEWRON PHARMA N	NWRN.S
3	COSMO PHARM N	COPN.S
2	HYPON BK LENZB N	HBLN.S
2	CPH CHEM&PAPER	CPHN.S
2	ARUNDEL AG	ARONL.S
2	LINDT & SP N	LISN.S
2	CLARIANT N	CLN.S
2	HELVETIA HLDG	HELN.S
2	PSP CH PRPTY N	PSPN.S
2	YPSOMED HOLDING	YPSN.S
2	ZUR ROSE GROUP N	ROSEG.S
2	BKW N	BKWB.S
2	GALENICA	GALE.S
2	VALARTIS GROUP	VLRT.S
2	MEDARTIS	MEDA.S
2	SENSIRION N	SENSI.S
2	SIKA	SIKA.S
1	CI COM SA I	CIE.S
1	SCHLATTER N	STRN.S
1	VILLARS N	VILN.S
1	BVZ HOLDING AG	BVZN.S
1	BASILEA PHARMA	BSLN.S
1	ST GALLER KB N	SGKN.S
1	TECAN HLD N	TECN.S
1	ADECCO N	ADEN.S
1	BACHEM HOLD N	BANB.S
1	JUNGFRAUBAHN N	JFN.S
1	MCH GROUP AG	MCHN.S
0	AMS	AMS.S
0	OC OERLIKON CORP	OERL.S
0	FISCHER N	FIN.S
0	VALORA N	VALN.S
0	PANALPINA WELT	PWTN.S
0	PHOENIX I	PM.S
0	STARRAG N	STGN.S
0	SGS N	SGSN.S
0	MIKRON N	MIKN.S
0	O FUSSLI N	OFN.S
0	SCHMOLZ+BICKENB	STLN.S
0	INTERROLL N	INRN.S
0	SWISS PRIME SITE	SPSN.S
0	CICOR TECH	CICN.S
0	SWISSCOM N	SCMN.S
0	PERFECT HOLDING	PRFN.S
0	SPICE PRIV AG	SPCE.S
0	FEINTOOL N	FTON.S
0	GAVAZZI CARLO I	GAV.S

0	MOBIMO HLDG	MOBN.S
0	TAMEDIA N	TAMN.S
0	TORNOS HOLDING N	TOHN.S
0	LUZERNER KB N	LUKN.S
0	CS GROUP AG	CSGN.S
0	SWATCH GROUP N	UHRN.S
0	SWATCH GROUP I	UHR.S
0	KUDELSKI	KUD.S
0	STRAUMANN HLD N	STMN.S
0	VONTOBEL N	VONN.S
0	TEMENOS N	TEMN.S
0	SONOVA H AG	SOON.S
0	EMMI N	EMMN.S
0	GRP MINOTERIES	GMI.S
0	CIE FIN TR I	CFT.S
0	EMS-CHEMIE N	EMSN.S
0	DUFREY AG	DUFN.S
0	IMPLENIA N	IMP.N.S
0	KUEHNE & NAGEL	KNIN.S
0	COLTENE N	CLTN.S
0	BURCKHARDT	BCHN.S
0	LOGITECH	LOGN.S
0	VZ HOLDING N	VZN.S
0	DAETWYL I	DAE.S
0	SWISS FIN&PROP	SFPN.S
0	U-BLOX N	UBXN.S
0	SULZER N	SUN.S
0	METALL ZUG	METN.S
0	JULIUS BAER N	BAER.S
0	ARBONIA AG	ARBNO.S
0	AUTONEUM N	AUTON.S
0	RICHEMONT N	CFR.S
0	BURKHALTER AG	BRKN.S
0	CEMBRA MONEY BAN	CMBN.S
0	BOSSARD N	BOS.S
0	SFS GROUP	SFSN.S
0	HIAG IMMOBILIEN	HIAG.S
0	AIROPACK TECH	AIRN.S
0	CONZZETA HLDNG I	CONC.S
0	UBS GROUP N	UBSG.S
0	BLACKSTONE RES	BLS.S
0	INTERSHOP N	ISN.S
0	ZEHNDER I	ZEHN.S
0	PLAZZA AG	PLANZ.S
0	VAT GROUP N	VACN.S
0	FLUGHAFEN ZURICH	FHZN.S
0	KUROS BIOSCIENCE	KURN.S
0	IDORSIA N	IDIA.S
0	VIFOR PHARMA	VIFN.S
0	LANDIS GYR	LANDI.S
0	KLINGELNBERG N	KLIN.S
0	LUMX GROUP LIMIT	LUMX.S

SPI Index 210 constituent stocks alphabetically (A-C)

SCORE	COMPANY	RIC	PRICE	LT	MT	ST	COMMENT	DATE BOUGHT	PRICE BOUGHT	PROFIT or LOSS
3	ABB LTD N	ABBN.S	22.28	d-	do	d-	SELL the position. Failed to clear 23.50 and turned down. Support is 21.30.	17.09.2018	23.15	-3.76%
12	ADDEX THER	ADXN.S	2.61	uo	+	do				
1	ADECCO N	ADEN.S	50.18	-	-	uo				
6	ADVAL TECH N	ADV.N.S	221.00	o	do	o				
17	AEVIS HOLDING SA	AEVS.S	62.00	+	+	o				
18	AIRESIS SA	AIRE.S	1.32	u+	+	+				
0	AIROPACK TECH	AIRN.S	8.00	-	-	-				
6	ALLREAL HLD N	ALLN.S	156.90	+	dd-	dd-	SELL the position if 153 is broken.	10.09.2018	158.60	-1.07%
6	ALSO HLD AG	ALSN.S	115.80	d-	do	d-				
0	AMS	AMS.S	48.82	-	-	-				
3	APG SGA	APGN.S	342.00	-	o	d-				
0	ARBONIA AG	ARBNO.S	12.82	-	-	-				
2	ARUNDEL AG	ARONL.S	3.74	-	-	uo				
12	ARYZTA AG	ARYN.S	10.38	-	+	+				
3	ASCOM N	ASCN.S	18.24	d-	do	-				
6	ASMALLWORLD N	ASWN.S	5.18	d-	do	dd-				
0	AUTONEUM N	AUTON.S	190.30	-	-	-				
1	BACHEM HLD N	BANB.S	126.20	-	-	do				
3	BALOISE HLD N	BALN.S	149.30	d-	o	dd-	Retain. Remains in the long-term triangle.	27.08.2018	154.00	-3.05%
15	BANK CLER	BC.S	52.00	+	uo	u+				
3	BANQUE PRO GES	BPDG.S	3.20	-	o	-				
13	BARRY CALLEBAUT	BARN.S	1'861.00	o	+	d-				
14	BASELLAND KTBK	BLKB.S	912.00	uo	uu+	uu+				
1	BASILEA PHARMA	BSLN.S	50.25	-	-	uo				
17	BASLER KTBK PS	BSKP.S	80.40	+	+	do	Retain.	27.08.2018	76.20	5.51%
12	BC GENEVE P	BCGE.S	193.00	+	o	-	Retain.	08.08.2018	188.00	2.66%
3	BCV N	BCVN.S	718.00	-	o	-				
4	BELIMO HOLDING N	BEAN.S	4'510.00	o	d-	d-	SELL the position and TAKE PROFIT if 4350 is broken.	06.08.2018	4380.00	2.97%
6	BELL FOOD GROUP	BELL.S	304.00	d-	do	d-				
10	BELLEVUE GRP N	BBN.S	24.20	o	do	dd-				
9	BERNER KB N	BEKN.S	217.00	+	o	-	TOOK PROFITS OF 16%.			
18	BFW LIEGENSCH N	BLIN.S	44.00	u+	u+	uu+				
15	BK LINTH LLB AG	LINN.S	484.00	+	+	dd-	Retain.	27.08.2018	456.00	6.14%
2	BKW N	BKWB.S	63.20	-	-	o				
0	BLACKSTONE RES	BLS.S	6.40	-	-	-				
4	BOBST GRP N	BOBNN.S	73.95	-	uo	o				
0	BOSSARD N	BOS.S	183.60	-	d-	-				
16	BQ CANT DU JURA	BCJ.S	55.50	o	+	u+				
3	BUCHER N	BUCN.S	303.40	-	o	d-				
0	BURCKHARDT	BCHN.S	333.60	d-	dd-	dd-				
0	BURKHALTER AG	BRKN.S	75.70	-	-	-				
1	BVZ HOLDING AG	BVZN.S	830.00	-	-	uo				
3	CALIDA HLD N	CALN.S	33.85	-	o	-				
4	CASSIOPEA N	SKIN.S	48.30	do	-	-	SOLD the position with the break of 51.50 at a loss of 5%.			
0	CEMBRA MONEY BAN	CMBN.S	84.50	dd-	d-	d-				
3	CEVA LOGISTICS N	CEVAL.S	18.52	-	uo	d-				
6	CHAM GROUP AG	CHAMA.S	428.00	d-	do	dd-				
1	CI COM SA I	CIE.S	3.22	-	-	o				
0	CICOR TECH	CICN.S	49.90	-	-	d-				
0	CIE FIN TR I	CFT.S	101.00	d-	d-	d-				
2	CLARIANT N	CLN.S	24.10	o	dd-	d-				
0	COLTENE N	CLTN.S	103.40	dd-	d-	dd-				
3	COMET HOLDING	COTNE.S	92.50	d-	do	d-				

SPI Index 210 constituent stocks alphabetically (C-L)

SCORE	COMPANY	RIC	PRICE	LT	MT	ST	COMMENT	DATE BOUGHT	PRICE BOUGHT	PROFIT or LOSS
0	CONZETA HLDNG I	CONC.S	1'020.00	-	d-	-				
3	COSMO PHARM N	COPN.S	123.70	o	-	uo				
2	CPH CHEM&PAPER	CPHN.S	83.00	do	d-	dd-				
6	CREALOGIX HLDG	CLXN.S	144.00	-	o	+				
0	CS GROUP AG	CSGN.S	13.91	-	d-	-	Long-term support is at 13.			
0	DAETWYL I	DAE.S	172.80	-	dd-	d-				
3	DKSH N	DKSH.S	63.30	-	o	d-				
14	DORMAKABA HOLD	DOKA.S	727.50	o	+	o				
0	DUFREY AG	DUFN.S	108.00	-	-	-				
7	EDISUN POWER	ESUN.S	63.00	do	do	d-	SELL the position if 61 is broken.	03.09.2018	70.00	-10.00%
12	EFG INT N	EFGN.S	7.43	o	+	o	SELL the position if 7.28 is broken.	28.08.2018	7.52	-1.20%
3	ELMA N	ELMN.S	404.00	-	uo	-				
0	EMMI N	EMMN.S	700.50	d-	-	d-				
0	EMS-CHEMIE N	EMSN.S	552.50	-	-	-				
16	EVOLVA HOLD AG	EVE.S	0.29	+	+	do	Must break above 0.3050 to signal a major turnaround.	27.08.2018	0.27	6.48%
0	FEINTOOL N	FTON.S	107.40	dd-	d-	d-	SOLD the position with the break of 107 at a loss of 7%.			
0	FISCHER N	FIN.S	1'039.00	-	-	d-				
0	FLUGHAFEN ZURICH	FHZN.S	192.10	-	d-	dd-				
6	FORBO N	FORN.S	1'544.00	+	d-	dd-	SELL the position if 1520 is broken.	27.08.2018	1593.00	-3.08%
2	GALENICA	GALE.S	54.35	o	-	-				
3	GAM N	GAMH.S	7.12	-	o	d-				
0	GAVAZZI CARLO I	GAV.S	272.00	-	-	-				
12	GBERIT N1	GEBN.S	444.00	+	do	d-	SELL the position if 425 is broken.	17.09.2018	451.00	-1.55%
13	GIVAUDAN N	GIVN.S	2'360.00	do	+	dd-				
3	GLARNER KB N	GLKBN.S	28.50	-	o	-				
4	GR KTBK PS	GRKP.S	1'410.00	-	uo	o				
0	GRP MINOTERIES	GMI.S	384.00	dd-	dd-	dd-				
15	GURIT I	GUR.S	870.00	o	+	do				
2	HELVETIA HLDG	HELN.S	582.00	do	dd-	dd-	SELL the position if 570 is broken.	24.09.2018	595.00	-2.18%
0	HIAG IMMOBILIEN	HIAG.S	121.00	dd-	d-	-	SELL the position if 114 is broken.	27.08.2018	122.50	-1.22%
3	HIGHL EVNT & ENT	HLEE.S	19.70	-	do	-				
3	HOCHDORF N	HOCN.S	171.00	-	o	dd-				
12	HUBER & S N	HUBN.S	68.80	+	do	d-	SELL the position if 67 is broken.	27.08.2018	66.60	3.30%
2	HYPO BK LENZB N	HBLN.S	4'600.00	do	dd-	dd-				
0	IDORSIA N	IDIA.S	23.54	d-	d-	d-				
0	IMPLENIA N	IMPN.S	59.00	-	-	d-				
3	INFICON N	IFCN.S	459.80	d-	do	dd-				
0	INTERROLL N	INRN.S	1'766.00	dd-	d-	d-				
0	INTERSHOP N	ISN.S	482.50	-	-	d-				
4	INVESTIS N	IREN.S	60.00	-	o	uo				
5	IVF HARTMANN	VBSN.S	179.00	o	uo	-				
0	JULIUS BAER N	BAER.S	47.00	-	-	d-	Major support range is 47 / 46 and 43.			
1	JUNGFRAUBAHN N	JFN.S	137.50	-	d-	uo				
6	KARDEX I	KARN.S	159.80	+	dd-	dd-				
0	KLINGELNBERG N	KLIN.S	48.15	-	-	-				
10	KOMAX N	KOMN.S	301.20	do	do	dd-				
9	KTM INDUSTRIES/d	KTMI.VI	68.00	+	uo	-				
0	KUDELSKI	KUD.S	7.21	d-	-	d-	Did not rise above 8.55 and turned down again.			
0	KUEHNE & NAGEL	KNIN.S	146.10	d-	-	dd-				
0	KUROS BIOSCIENCE	KURN.S	4.75	-	-	-				
3	LAFARGEHOLCIM	LHN.S	46.19	-	do	dd-				
6	LALIQUE	LLQ.S	0.00	+	-	-				
0	LANDIS GYR	LANDI.S	56.45	d-	d-	dd-				

SPI Index 210 constituent stocks alphabetically (L-S)

SCORE	COMPANY	RIC	PRICE	LT	MT	ST	COMMENT	DATE BOUGHT	PRICE BOUGHT	PROFIT or LOSS
18	LASTMINUTE ORD	LMN.S	16.40	+	+	+				
17	LECLANCHE N	LECN.S	0.00	+	+	do				
3	LEM HOLDING N	LEHN.S	1'114.00	-	o	-				
3	LEONTEQ	LEON.S	49.20	-	uo	-	Major support is at 49, a break of which would signal 47.50, 45.50 or 42.			
17	LIECH LANDBK	LLBN.S	65.00	+	+	o	Retain.	27.08.2018	63.50	2.36%
2	LINDT & SP N	LISN.S	76'700.00	do	-	dd-				
4	LINDT & SP PS	LISP.S	6'595.00	do	d-	dd-	SELL the position only if 6500 is broken.	27.08.2018	6900.00	-4.42%
0	LOGITECH	LOGN.S	40.88	d-	-	d-	Major support is at 39.50 and 34.			
10	LONZA GRP AG N	LONN.S	316.00	do	do	dd-	SELL the position. Likely to have registered a major top. Or, SELL if 310/295 is broken.	17.09.2018	315.00	0.32%
0	LUMX GROUP LIMIT	LUMX.S	0.12	-	-	-				
0	LUZERNER KB N	LUKN.S	471.50	-	d-	d-				
1	MCH GROUP AG	MCHN.S	25.60	-	-	uo	Long-term support is at 21.			
2	MEDARTIS	MEDA.S	71.10	o	-	-				
3	MEIER TOBLER GRO	METG.S	17.84	-	o	-				
0	METALL ZUG	METN.S	3'115.00	d-	d-	-	SOLD the position with the break of 3150 at a loss of 6%.			
3	MEYER BURGER N	MBTN.S	0.58	-	do	dd-				
0	MIKRON N	MIKN.S	8.94	dd-	-	-	SELL the position.	27.08.2018	10.05	-11.04%
12	MOBILEZONE HLD I	MOZN.S	10.98	+	do	d-	TAKE PROFITS if 10.80 is broken.	19.07.2018	10.07	9.04%
0	MOBIMO HLDG	MOBN.S	227.50	-	d-	d-				
6	MOLECULAR PARTNE	MOLN.S	20.70	d-	do	d-				
4	NESTLE SA	NESN.S	80.68	do	d-	dd-	Was turned down by resistance at 83. SELL signals if 79, 77.50 and 74 is broken.			
3	NEWRON PHARMA N	NWRN.S	8.64	o	-	o				
14	NOVARTIS N	NOVN.S	83.82	+	do	do	TAKE PROFITS of 9%. Or, SELL if 82.50 and 80 is broken.	09.07.2018	76.65	9.35%
0	O FUSSLI N	OFN.S	87.50	-	-	d-				
13	OBSEVA SA/d	OBSV.O	16.91	+	do	o				
0	OC OERLIKON CORP	OERL.S	12.64	-	d-	d-				
6	ORASCOM DEV H	ODHN.S	12.10	-	o	uu+				
6	ORION N	ORON.S	87.70	+	dd-	d-	SELL the position if 86 is broken. Will then have entered a deeper retracement.	02.10.2018	92.00	-4.67%
0	PANALPINA WELT	PWTN.S	131.80	d-	d-	dd-				
3	PARGESA I	PARG.S	75.20	-	do	dd-				
4	PARTNERS GROUPAG	PGHN.S	756.00	o	dd-	d-	Will turn down if support 750 and 740 are broken.			
4	PEACH PROP	PEAN.S	31.30	uo	-	o				
0	PERFECT HOLDING	PRFN.S	0.02	-	-	-				
11	PERROT DUVAL I1	PEDU.S	0.00	o	o	uo				
0	PHOENIX I	PM.S	599.00	-	d-	d-				
0	PLAZZA AG	PLANZ.S	225.00	d-	d-	dd-				
4	POENINA	PNHO.S	52.80	-	o	uo				
14	POLYPHOR N	POLN.S	34.40	o	+	u+				
16	PRIVATE EQUITY N	PEHN.S	69.50	o	+	+	Retain.	17.09.2018	69.00	0.72%
2	PSP CH PRPTY N	PSPN.S	93.45	do	d-	-	SELL the position if 89.50 is broken.	10.09.2018	97.40	-4.06%
12	RELIEF THERAPEUT	RLFB.S	0.01	uo	u+	uo	Could finally be bottoming. ADD if 0.014 is broken.	17.09.2018	0.01	0.00%
0	RICHEMONT N	CFR.S	76.24	-	d-	d-				
3	RIETER N	RIEN.S	145.70	-	do	d-				
15	ROCHE HOLDING AG	ROG.S	242.85	+	o	+	SELL the position only if 238 is broken. Must break 248 to signal 257 or 272.	25.07.2018	237.20	2.38%
12	ROMANDE ENERGIE	HREN.S	1'225.00	+	do	d-	Retain.	10.09.2018	1230.00	-0.41%
8	SANTHERA PHARMA	SANN.S	15.60	o	o	u+				
5	SCHAFFNER N	SAHN.S	318.00	uo	uo	-	SELL the position if 305 is broken.	02.10.2018	327.00	-2.75%
12	SCHINDLER N	SCHN.S	227.80	+	do	d-				
7	SCHINDLER PS	SCHP.S	234.00	do	do	dd-				
1	SCHLATTER N	STRN.S	46.00	d-	d-	o				
0	SCHMOLZ+BICKENB	STLN.S	0.75	d-	d-	-				
10	SCHWEITER I	SWTQ.S	1'150.00	do	do	dd-	SELL the position if 1100 is broken.	02.10.2018	1194.00	-3.69%
2	SENSIRION N	SENSI.S	56.50	o	dd-	d-	TOOK PROFITS OF 6.5%.			

SPI Index 210 constituent stocks alphabetically (S-Z)

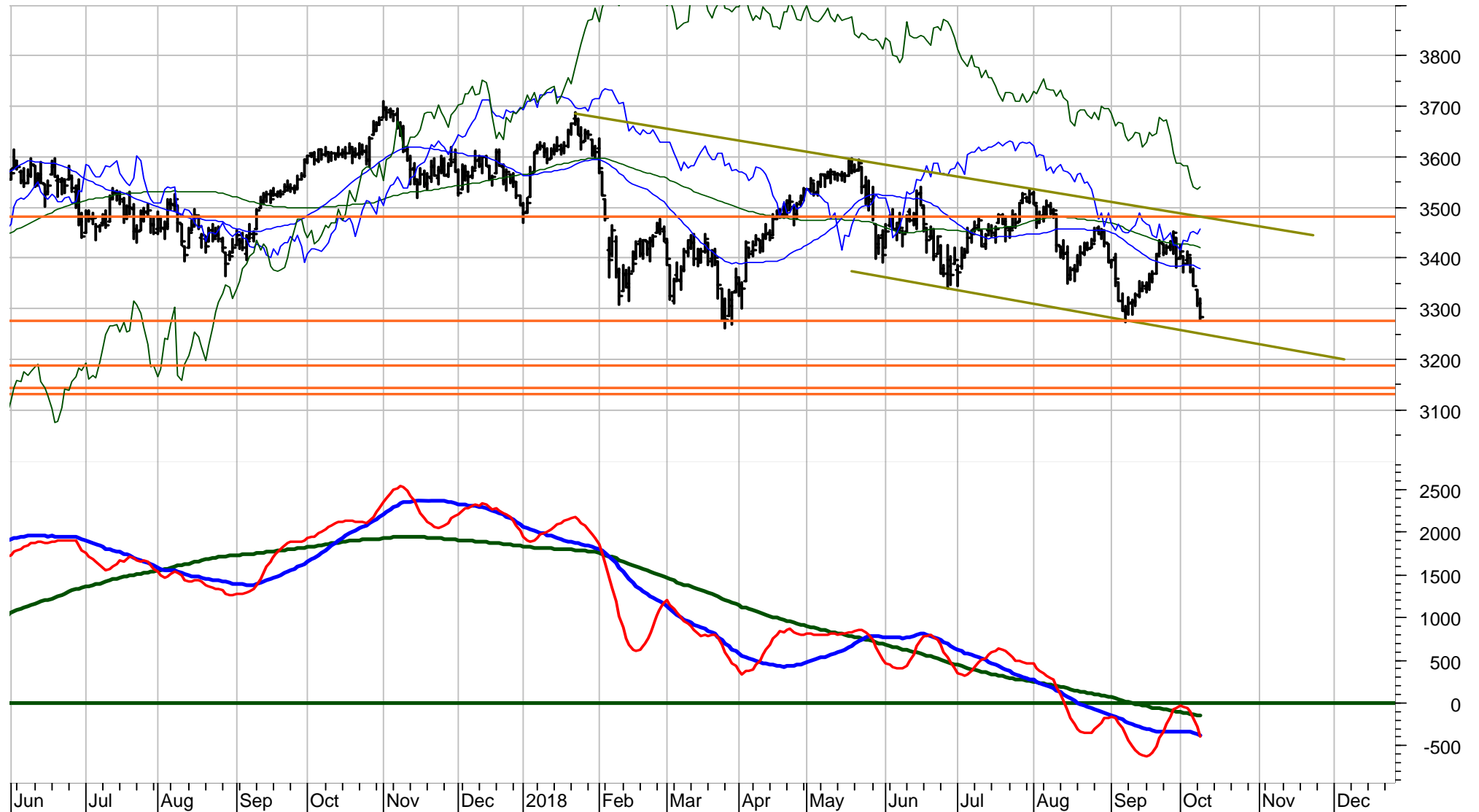
SCORE	COMPANY	RIC	PRICE	LT	MT	ST	COMMENT	DATE BOUGHT	PRICE BOUGHT	PROFIT or LOSS
0	SFS GROUP	SFSN.S	106.40	d-	d-	d-				
0	SGS N	SGSN.S	2'402.00	dd-	dd-	dd-				
6	SIEGFRIED N	SFZN.S	435.00	+	d-	d-				
2	SIKA	SIKA.S	134.10	o	dd-	dd-				
14	SNB N	SNBN.S	6'040.00	uo	u+	u+				
0	SONOVA H AG	SOON.S	169.50	dd-	dd-	d-				
0	SPICE PRIV AG	SPCE.S	24.60	-	-	d-				
1	ST GALLER KB N	SGKN.S	494.00	-	-	o				
0	STARRAG N	STGN.S	62.00	-	-	-				
0	STRAUMANN HLD N	STMN.S	678.50	d-	-	d-	Long-term support is at 670.			
0	SULZER N	SUN.S	112.90	-	-	-				
4	SUNRISE N	SRCG.S	86.65	o	d-	-				
0	SWATCH GROUP I	UHR.S	362.90	-	-	dd-	Long-term support is at 360, 340 and 275.			
0	SWATCH GROUP N	UHRN.S	70.75	-	d-	dd-				
0	SWISS FIN&PROP	SFPN.S	88.00	-	-	-				
16	SWISS LIFE HLDG	SLHN.S	370.80	+	+	do	Retain.	13.04.2018	345.10	7.45%
0	SWISS PRIME SITE	SPSN.S	80.25	-	-	d-				
17	SWISS RE N	SRENH.S	92.48	+	+	do	Retain.	26.09.2018	91.15	1.46%
0	SWISSCOM N	SCMN.S	429.70	-	d-	d-				
7	SWISSQUOTE GRP N	SQN.S	67.50	do	do	dd-				
0	TAMEDIA N	TAMN.S	116.00	-	-	d-				
1	TECAN HLD N	TECN.S	226.00	d-	d-	do				
0	TEMENOS N	TEMN.S	137.90	d-	-	dd-				
10	THURGAUER KB PS	TKBP.S	104.00	uo	uo	-				
7	TITL BN BERG N	TIBN.S	398.00	-	o	do				
0	TORNOS HOLDING N	TOHN.S	8.78	-	d-	dd-				
0	U-BLOX N	UBXN.S	129.90	-	-	d-				
0	UBS GROUP N	UBSG.S	14.77	-	d-	-				
2	VALARTIS GROUP	VLRT.S	11.40	o	-	d-				
12	VALIANT N	VATN.S	110.00	o	o	uo	SELL the position if 106 is broken.	10.09.2018	113.60	-3.17%
0	VALORA N	VALN.S	251.50	-	-	d-				
3	VARIA US PROP	VARN.S	36.90	-	d-	u+				
0	VAT GROUP N	VACN.S	107.10	-	d-	d-				
3	VAUDOISE VERS N	VAHN.S	510.00	-	o	-				
16	VETROPACK I	VET.S	2'410.00	+	+	o	Retain.	28.08.2018	2150.00	12.09%
0	VIFOR PHARMA	VIFN.S	146.90	d-	-	d-				
1	VILLARS N	VILN.S	865.00	-	-	o				
8	VON ROLL I	ROL.S	1.26	o	do	-	Retain.	27.08.2018	1.30	-3.46%
0	VONTOBEL N	VONN.S	67.05	d-	-	-				
6	VP BANK AG	VPBN.S	159.40	-	uo	+				
0	VZ HOLDING N	VZN.S	281.50	-	-	-				
4	WALLISER KTBK	WKB.S	106.00	-	o	uo				
3	WARTECK N	WARN.S	1'920.00	-	o	-				
3	WISEKEY N	WIHN.S	3.33	-	o	-				
2	YPSOMED HOLDING	YPSN.S	135.60	o	-	-				
0	ZEHNDER I	ZEHN.S	41.40	-	-	d-				
14	ZUEBLIN N	ZUBN.S	28.00	o	+	o	Retain.	27.08.2018	26.80	4.48%
8	ZUG ESTATE HLD	ZUGN.S	1'720.00	uo	uo	u+	Must hold above 1690/70 or the downtrend could resume. SELL >1670.	03.09.2018	1750.00	-1.71%
18	ZUGER KB I	ZG.S	5'920.00	u+	u+	u+				
2	ZUR ROSE GROUP N	ROSEG.S	119.20	o	-	-				
14	ZURICH INSURANCE	ZURN.S	310.70	do	+	do				
5	ZWAHLEN & MAYR	ZWM.S	252.00	o	do	dd-				

Eurostoxx 50 Index

The Eurostoxx 50 Index is about to break the support at around 3280.

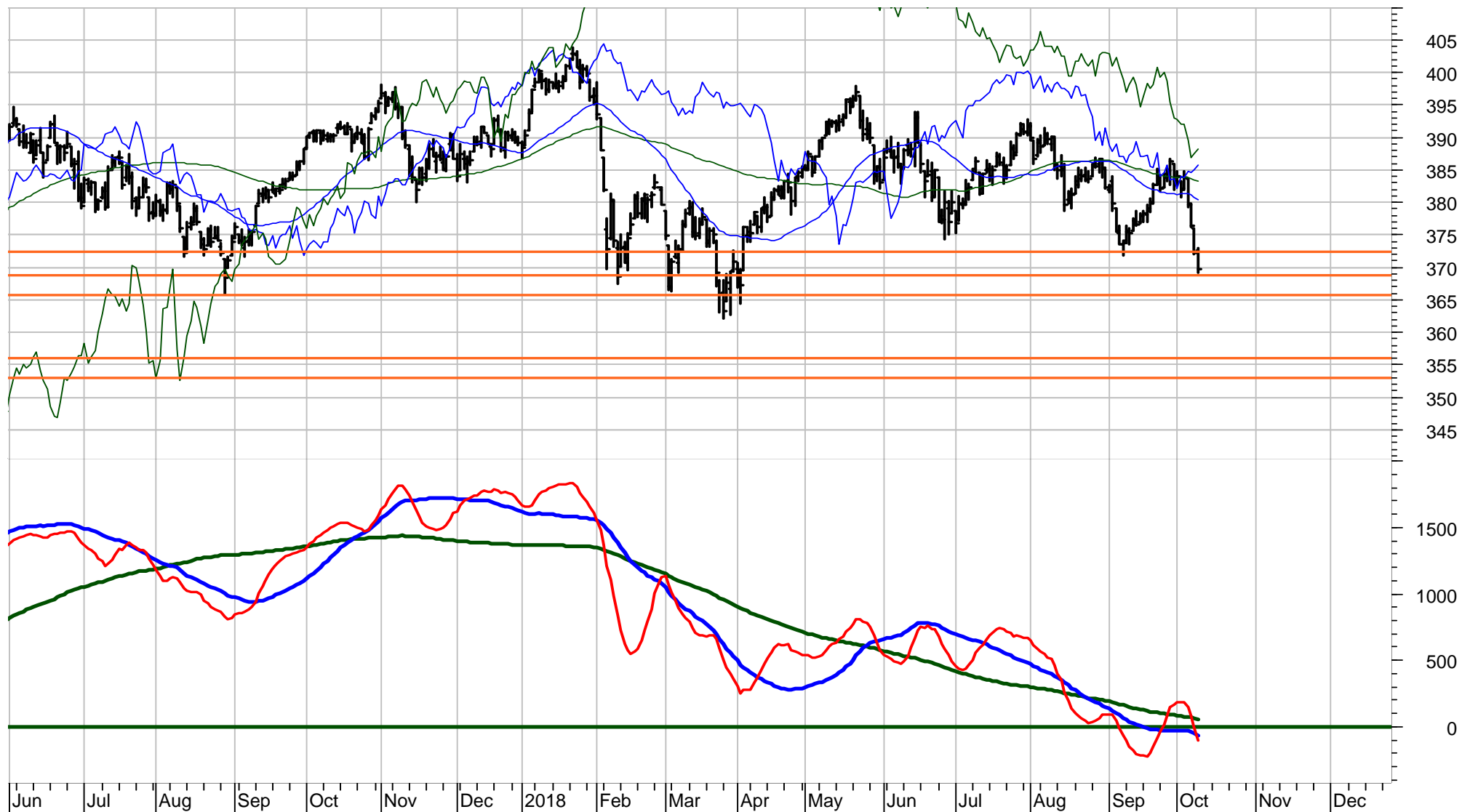
Next supports are 3190, 3130.

THE MEDIUM-TERM OUTLOOK WILL SHIFT TO DOWN if 3280/70 is broken.



EuroStoxx 600 Index

The Eurostoxx 600 Index is about to break the support range 372 to 365.
THE MEDIUM-TERM OUTLOOK WILL SHIFT TO DOWN if this range is broken.



Eurostoxx 600 Index constituent stocks – listed according to the Score (range from 18 to Zero; 7-10 is neutral)

The Total Score of the 550 stocks (ex CH) in the Eurostoxx has decreased from 46% to 23% which, on a scale from 100% to 0% is BEARISH.

18	EUTELSAT COMM./d	ETL.PA
18	FRESENIUS SE/d	FREG.DE
18	INTU PROPRTIE/d	INTUP.L
18	RED ELECTR COR/d	REE.MC
18	SCOR SE/d	SCOR.PA
18	SES/d	SESFd.PA
18	SUEZ/d	SEVI.PA
17	BILLERUD KORSN/d	BILL.ST
17	BT GROUP/d	BT.L
17	CNP ASSURANCES/d	CNPP.PA
17	DT TELEKOM N/d	DTEGn.DE
17	EDF/d	EDF.PA
17	HANNOVER RUECK/d	HNRGn.DE
17	HENNES&MAURITZ/d	HMb.ST
17	MARINE HARVEST/d	MHG.OL
17	METRO/d	B4B.DE
17	MUENCH. RUECK /d	MUVGn.DE
17	SAAB B/d	SAABb.ST
17	SKY PLC/d	SKYB.L
16	AIR LIQUIDE/d	AIRP.PA
16	AKER BP/d	AKERBP.OL
16	BP/d	BP.L
16	BTG/d	BTG.L
16	EQUINOR/d	EQNR.OL
16	GEMALTO/d	GTO.AS
16	NESTE/d	NESTE.HE
16	OMV AG/d	OMVV.VI
16	ROYAL DUTCH SH/d	RDSa.AS
16	SAIPEM/d	SPMI.MI
16	SBM OFFSHORE/d	SBMO.AS
16	TELENET GRP HL/d	TNET.BR
16	TULLOW OIL/d	TLW.L
16	WOOD GRP (JOHN/d	WG.L
16	YARA INTERNATI/d	YAR.OL
15	ABN AMRO GROUP/d	ABNd.AS
15	AMER SPORTS A/d	AMEAS.HE
15	AXA/d	AXAF.PA
15	CASINO GUICHAR/d	CASP.PA
15	CINEWORLD/d	CINE.L
15	CONVATEC/d	CTEC.L
15	FRESENIUS MEDI/d	FMEG.DE
15	HEXPOL B/d	HPOLb.ST
15	JC DECAUX SA./d	JCDX.PA
15	NEX GROUP/d	NXGN.L
15	NN GROUP/d	NN.AS
15	WHITBREAD/d	WTB.L

14	AEGON/d	AEGN.AS
14	AGEAS/d	AGES.BR
14	ALSTOM/d	ALSO.PA
14	CENTRICA/d	CNA.L
14	EVRAZ PLC/d	EVRE.L
14	INNOGY SE/d	IGY.DE
14	LINDE/d	LIN1.DE
14	MAPFRE/d	MAP.MC
14	MICRO FOCUS/d	MCRO.L
14	NATURGY ENERGY/d	NTGY.MC
14	ORSTED/d	ORSTED.CO
13	ALLIANZ SE/d	ALVG.DE
13	ASR NEDERLND/d	ASRNL.AS
13	PROXIMUS/d	PROX.BR
13	SANOFI/d	SASY.PA
13	STOREBRAND/d	STB.OL
12	AGGREKO/d	AGGK.L
12	EURONEXT/d	ENX.PA
12	GETLINK/d	GETP.PA
12	INVESTOR B/d	INVEb.ST
12	KBC GROEP/d	KBC.BR
12	LAGARDERE S.C./d	LAGA.PA
12	LEONARDO/d	LDOF.MI
12	LUNDIN PETROLE/d	LUPE.ST
12	REPSOL/d	REP.MC
12	SKANSKA B/d	SKAb.ST
12	TATE & LYLE/d	TATE.L
12	UPM-KYMMENE OY/d	UPM.HE
11	CREDIT AGRICOL/d	CAGR.PA
11	ERSTE GRP BANK/d	ERST.VI
11	EURAZEO/d	EURA.PA
11	HISCOX/d	HSX.L
11	SCA B/d	SCAb.ST
11	VOLKSWAGEN VZ/d	VOWG_p.DE
10	ADIDAS N/d	ADSGn.DE
10	ASSA ABLOY B/d	ASSAb.ST
10	BANKINTER/d	BKT.MC
10	BARRATT DEVLPM/d	BDEV.L
10	GLENCORE/d	GLEN.L
10	WH SMITH/d	SMWH.L
10	RANDGOLD RES/d	RRS.L
10	SSP GRP/d	SSPG.L
10	TENARIS/d	TENR.MI
10	THYSSENKRUPP A/d	TKAG.DE
9	ANGLO AMERICAN/d	AAL.L
9	ASSOC.BR.FOODS/d	ABF.L

9	ERICSSON B/d	ERICb.ST
9	NIBE INDUSTRIE/d	NIBEb.ST
9	ORION B/d	ORNBV.HE
9	PORSCHE AUT.HL/d	PSHG_p.DE
9	SAFRAN/d	SAF.PA
9	TELEFONICA/d	TEF.MC
9	VISCOFAN/d	VIS.MC
8	AMUNDI/d	AMUN.PA
8	ENGIE/d	ENGIE.PA
8	FERRARI N.V./d	RACE.MI
8	H. LUNDBECK/d	LUN.CO
8	PUBLICIS GROUP/d	PUBP.PA
8	RENTOKIL INITI/d	RTO.L
8	UNITED UTIL GR/d	UU.L
8	WIENERBERGER/d	WBSV.VI
7	ARKEMA/d	AKE.PA
7	BOLIDEN AB/d	BOL.ST
7	CARREFOUR/d	CARR.PA
7	CNH INDUSTRIAL/d	CNHI.MI
7	EDENRED/d	EDEN.PA
7	ENAGAS/d	ENAG.MC
7	EPIROC A/d	EPIRa.ST
7	FINECOBANK/d	FBK.MI
7	INDUSTRIV. A/d	INDUa.ST
7	INMARSAT/d	ISA.L
7	KAZ MINERALS/d	KAZ.L
7	LUNDBERGS B/d	LUNDb.ST
7	METSO/d	METSO.HE
7	MICHELIN/d	MICP.PA
7	RAIFF BANK INT/d	RBIV.VI
7	SOLVAY/d	SOLB.BR
7	VOESTALPINE/d	VOES.VI
7	VOLVO B/d	VOLVb.ST
6	ADMIRAL GROUP/d	ADML.L
6	ANDRITZ/d	ANDR.VI
6	ASTRAZENECA/d	AZN.L
6	BELLWAY/d	BWY.L
6	BRENTAG AG N/d	BNRGn.DE
6	FABEGE/d	FABG.ST
6	FIAT CHRYSLER /d	FCHA.MI
6	FUCHS PETRO VZ/d	FPEG_p.DE
6	HUSQVARNA B/d	HUSQb.ST
6	IMCD/d	IMCD.AS
6	KOMERCNI BANKA/d	BKOM.PR
6	LEGAL & GENERA/d	LGEN.L
6	MEGGITT PLC/d	MGGT.L

6	MERCK KGAA/d	MRCG.DE
6	MTU AERO ENGIN/d	MTXGn.DE
6	NEXT/d	NXT.L
6	RECKIT BNCSR G/d	RB.L
6	RECORDATI/d	RECI.MI
6	RIO TINTO/d	RIO.L
6	SAP SE/d	SAPG.DE
6	SCHIBSTED A/d	SBSTA.OL
6	SHIRE/d	SHP.L
6	SEB A/d	SEBa.ST
6	STORA ENSO R/d	STERV.HE
6	SV. HANDELSBAN/d	SHBa.ST
6	SWEDISH MATCH/d	SWMA.ST
6	TAG IMMOBILIEN/d	TEGG.DE
6	TGS-NOPEC GEOP/d	TGS.OL
6	THALES/d	TFCP.PA
6	TOTAL/d	TOTF.PA
6	UCB/d	UCB.BR
5	ALTRAN TECHN./d	ALTT.PA
5	BABCOCK INTL/d	BAB.L
5	BANKIA/d	BKIA.MC
5	CRH PLC/d	CRH.I
5	DIXONS CARPHO/d	DC.L
5	FERROVIAL/d	FER.MC
5	HERMES INTL/d	HRMS.PA
5	ITV/d	ITV.L
5	MEDICLINIC/d	MDCM.L
5	NOKIA/d	NOKIA.HE
5	PROSIEBENSAT1/d	PSMGn.DE
5	TECHNIPFMC/d	FTI.PA
5	VOPAK/d	VOPA.AS
4	ACS CONS Y SER/d	ACS.MC
4	AIR FRANCE - K/d	AIRF.PA
4	AKZO NOBEL/d	AKZO.AS
4	ALFA LAVAL/d	ALFA.ST
4	ALTEN/d	LTEN.PA
4	ALTICE EUROPE/d	ATCA.AS
4	AMADEUS/d	AMA.MC
4	AROUNDTOWN PRO/d	AT1.DE
4	AUTO TRAD/d	AUTOA.L
4	BHP BILLITON/d	BLT.L
4	BOSKALIS WESTM/d	BOSN.AS
4	BUNZL/d	BNZL.L
4	CASTELLUM AB/d	CAST.ST
4	CLOSE BROS GRP/d	CBRO.L
4	COLOPLAST B/d	COLOb.CO

Eurostoxx 600 Index constituent stocks – listed according to the Score (range from 18 to Zero; 7-10 is neutral)

4	COMPASS GROUP/d	CPG.L
4	DNB/d	DNB.OL
4	ELEKTA B/d	EKTAb.ST
4	ENDESA/d	ELE.MC
4	ESSILORLUXOTTI/d	ESSI.PA
4	EXPERIAN/d	EXP.N.L
4	ICA GRUPPEN/d	ICAA.ST
4	IMP.BRANDS/d	IMB.L
4	INGENICO GROUP/d	INGC.PA
4	LUXOTTICA/d	LUX.MI
4	MARKS & SP./d	MKS.L
4	MERLIN/d	MERL.L
4	MORRISON SUPMK/d	MRW.L
4	NATIONAL GRID/d	NG.L
4	NOVOZYMES B/d	NZYMb.CO
4	PEUGEOT/d	PEUP.PA
4	QIAGEN NV/d	QIA.DE
4	RPC GROUP/d	RPC.L
4	SAINSBURY (J)/d	SBRY.L
4	SECURITAS B/d	SECUB.ST
4	SIMCORP/d	SIM.CO
4	SWEDBANK/d	SWEDa.ST
4	SE ORPHAN BIOV/d	SOBIV.ST
4	TELEPERFORMANC/d	ROCH.PA
4	TUI AG/d	TUIT.L
4	WOLTERS KLUWER/d	WLSNc.AS
3	3i GROUP/d	III.L
3	MOELLER MAERSK/d	MAERSkb.CO
3	ACCOR/d	ACCP.PA
3	AENA SME/d	AENA.MC
3	AHOLD DEL/d	AD.AS
3	ANTOFAGASTA/d	ANTO.L
3	ARCELORMITTAL/d	MT.AS
3	GENERALI ASS/d	GASI.MI
3	ATLAS COPCO A/d	ATCoa.ST
3	AVIVA PLC/d	AV.L
3	BARCLAYS/d	BARC.L
3	BCO DE SABADEL/d	SABE.MC
3	BANCO SANTANDE/d	SAN.MC
3	BE SEMICONDUCT/d	BESI.AS
3	BEAZLEY/d	BEZG.L
3	BERKELEY GRP/d	BKGH.L
3	BAY MOT WERKE/d	BMWG.DE
3	BNP PARIBAS/d	BNPP.PA
3	BOLLORE/d	BOLL.PA
3	BOUYGUES/d	BOUY.PA

3	CAIXABANK/d	CABK.MC
3	CARNIVAL/d	CCL.L
3	COMMERZBANK/d	CBKG.DE
3	DAIMLER AG N/d	DAIGn.DE
3	DEUTSCHE POST /d	DPWGn.DE
3	DIAGEO/d	DGE.L
3	DIRECT LINE/d	DLGD.L
3	DUERR AG/d	DUEG.DE
3	EIFFAGE/d	FOUG.PA
3	ELECTROLUX B/d	ELUXb.ST
3	ENEL/d	ENEL.MI
3	EXOR/d	EXOR.MI
3	FAURECIA/d	EPED.PA
3	FLSMIDTH & CO/d	FLS.CO
3	SOCIETE GENERA/d	SOGN.PA
3	HEIDELBERGCEME/d	HEIG.DE
3	HOCHTIEF/d	HOTG.DE
3	IBERDROLA/d	IBE.MC
3	IMERYS/d	IMTP.PA
3	INTERMEDIATE C/d	ICP.L
3	KPN KON/d	KPN.AS
3	LOOMIS B/d	LOOMb.ST
3	NATIXIS/d	CNAT.PA
3	NORSK HYDRO/d	NHY.OL
3	OLD MUTUAL LIM/d	OMU.L
3	ORANGE/d	ORAN.PA
3	ORKLA A/d	ORK.OL
3	OSRAM LICHT AG/d	OSRn.DE
3	PANDORA/d	PNDORA.CO
3	PENNON GROUP/d	PNN.L
3	PERNOD RICARD/d	PERP.PA
3	PERSIMMON/d	PSN.L
3	PLAYTECH/d	PTEC.L
3	PRUDENTIAL/d	PRU.L
3	RENAULT/d	RENA.PA
3	REXEL/d	RXL.PA
3	ROYAL BANK SCO/d	RBS.L
3	RTL GROUP/d	RRTL.DE
3	RUBIS/d	RUBF.PA
3	SAINT-GOBAIN/d	SGOB.PA
3	SCHNEIDER ELEC/d	SCHN.PA
3	SCHROEDERS/d	SDR.L
3	SEVERN TRENT/d	SVT.L
3	SIGNIFY/d	LIGHT.AS
3	TAYLOR WIMPEY/d	TW.L
3	TELEFONICA DTL/d	OzDn.DE

3	TELENOR/d	TEL.OL
3	TELIA COMPANY/d	TELIA.ST
3	TP ICAP/d	TCAP.L
3	TRELLEBORG B/d	TRELB.ST
3	VIVENDI/d	VIV.PA
3	WEIR GROUP/d	WEIR.L
2	AIRBUS/d	AIR.PA
2	BAE SYSTEMS/d	BAES.L
2	BOLSAS Y MER E/d	BME.MC
2	CAPITA PLC/d	CPI.L
2	CEZ/d	CEZP.PR
2	CHR HANSEN/d	CHRH.CO
2	CRODA INTL/d	CRDA.L
2	DAILY MAIL TST/d	DMGOa.L
2	DAVIDE CAMPARI/d	CPRI.MI
2	DSV/d	DSV.CO
2	ENI/d	ENI.MI
2	COLRUYT/d	COLR.BR
2	FORTUM/d	FORTUM.HE
2	GALAPAGOS/d	GLPG.AS
2	GERRESHEIMER/d	GXIG.DE
2	GETINGE AB/d	GETIB.ST
2	GJENSIDIGE FOR/d	GJFS.OL
2	GLANBIA PLC/d	GL9.I
2	GLAXOSMITHKLIN/d	GSK.L
2	HALMA/d	HLMA.L
2	HARGREAVES LS/d	HRGV.L
2	HOMESERVE/d	HSV.L
2	IPSEN/d	IPN.PA
2	ISS A/S/d	ISS.CO
2	IWG/d	IWG.L
2	JOHNSON MATTHE/d	JMAT.L
2	KERRY GROUP/d	KYGa.I
2	KINGSPAN GROUP/d	KSP.I
2	LEG IMMOBILIEN/d	LEGN.DE
2	MONDI/d	MNDI.L
2	PEARSON/d	PSON.L
2	PHILIPS KON/d	PHG.AS
2	ROCKWOOL INT B/d	ROCKb.CO
2	ROYAL UNIBREW/d	RBREW.CO
2	SARTORIUS VZ/d	SATG_p.DE
2	SIEMENS GAMESA/d	SGREN.MC
2	SPIRAX-SARCO/d	SPX.L
2	SYMRISE AG/d	SY1G.DE
2	TRYG/d	TRYG.CO

2	VESTAS WIND/d	VWS.CO
2	VICTREX/d	VCTX.L
2	WIRE CARD/d	WDIG.DE
2	WPP PLC/d	WPP.L
1	BAYER N AG/d	BAYGn.DE
1	DECHRA PHARM/d	DPH.L
1	EDP/d	EDP.LS
1	GVC HOLDINGS/d	GVC.L
1	INFORMA/d	INF.L
1	KINNEVIK B/d	KINvb.ST
1	RANDSTAD/d	RAND.AS
1	RELX/d	REL.L
1	SSE PLC/d	SSE.L
1	SEB/d	SEBF.PA
1	TELE2 B/d	TEL2b.ST
1	VEOLIA ENVIRON/d	VIE.PA
1	ZALANDO SE/d	ZALG.DE
0	r&t DRILLISCH/d	DRIG.DE
0	AzA SPA/d	Az.MI
0	AALBERTS INDUS/d	AALB.AS
0	AAREAL BANK/d	ARLG.DE
0	ACKERMANS v.HA/d	ACKB.BR
0	ADP/d	ADP.PA
0	AIB GROUP PLC/d	AIBG.I
0	AMBU B/d	AMBUb.CO
0	AB INBEV/d	ABI.BR
0	ARGENX/d	ARGX.BR
0	ASHTead GRP./d	AHT.L
0	ASM INTERNATIO/d	ASMI.AS
0	ASML HOLDING/d	ASML.AS
0	ATLANTIA/d	ATL.MI
0	ATOS/d	ATOS.PA
0	AURUBIS/d	NAFG.DE
0	B&M EUROPEAN/d	BMEB.L
0	BALFOUR BEATTY/d	BALF.L
0	BANCO BPM/d	BAMI.MI
0	BK IRE GRP PLC/d	BIRG.I
0	BASF SE/d	BASFn.DE
0	BBA AVIATION/d	BBA.L
0	BBVA/d	BBVA.MC
0	B.COM.PORTUGUE/d	BCP.LS
0	BEIERSDORF/d	BEIG.DE
0	BIC/d	BICP.PA
0	BIOMERIEUX/d	BIOX.PA
0	BPER BANCA/d	EMII.MI

Eurostoxx 600 Index constituent stocks – listed according to the Score (range from 18 to Zero; 7-10 is neutral)

0	BRIT AM TOBACC/d	BATS.L
0	BR LAND CO/d	BLND.L
0	BRITVIC/d	BVIC.L
0	BURBERRY GRP/d	BRBY.L
0	BUREAU VERITAS/d	BVI.PA
0	CAPGEMINI/d	CAPP.PA
0	CAPITAL&COUNTI/d	CAPCC.L
0	CARLSBERG B/d	CARLb.CO
0	CELLNEX TELECO/d	CLNX.MC
0	CHRISTIAN DIOR/d	DIOR.PA
0	COBHAM/d	COB.L
0	COCACOLA HBC A/d	CCH.L
0	COFINIMMO/d	COFB.BR
0	CONTINENTAL AG/d	CONG.DE
0	COVESTRO/d	1COV.DE
0	COVIVIO/d	FDR.PA
0	CYBG/d	CYBGC.L
0	DANONE/d	DANO.PA
0	DANSKE BANK/d	DANSKE.CO
0	DASSAULT AVIAT/d	AVMD.PA
0	DASSAULT SYSTE/d	DAST.PA
0	DCC/d	DCC.L
0	DELIVERY HERO/d	DHER.DE
0	DERWENT LONDON/d	DLN.L
0	DEUTSCHE BANK /d	DBKgn.DE
0	DT BOERSE N/d	DB1gn.DE
0	DEUTSCHE WOHNED/d	DWNG.DE
0	DOMETIC GROUP /d	DOMETIC.ST
0	SMITH (DS)/d	SMDS.L
0	E.ON SE NA/d	EONGn.DE
0	EASYJET/d	EZJ.L
0	ELECTROCOMPONE/d	ECM.L
0	ELISA CORPORAT/d	ELISA.HE
0	ELIS/d	ELIS.PA
0	EUROFINS SCIEN/d	EUFI.PA
0	EVONIK INDUSTR/d	EVKn.DE
0	ESSITY B/d	ESSITYb.ST
0	FASTIGHETS BAL/d	BALDb.ST
0	FERGUSON/d	FERG.L
0	FRAPORT/d	FRAG.DE
0	FREENET N AG/d	FNTGn.DE
0	FRESNILLO/d	FRES.L
0	GALP ENERGIA/d	GALP.LS
0	GEA GROUP/d	G1AG.DE
0	GECINA/d	GFCP.PA

0	GENMAB/d	GEN.CO
0	GN STORE NORD/d	GN.CO
0	GR.PORTLAND/d	GPOR.L
0	GRENKE/d	GLJn.DE
0	GRIFOLS/d	GRLS.MC
0	G4S/d	GFS.L
0	GBL/d	GBLB.BR
0	HAMMERSON H/d	HMSO.L
0	HAYS/d	HAYS.L
0	HEINEKEN HLD/d	HEIO.AS
0	HEINEKEN/d	HEIN.AS
0	HELLA/d	HLE.DE
0	HENKEL AG&CO V/d	HNKG_p.DE
0	HEXAGON AB B/d	HEXAb.ST
0	HOWDEN JOIN GR/d	HWDN.L
0	HSBC HOLDINGS/d	HSBA.L
0	HUGO BOSS N/d	BOSSn.DE
0	HUHTAMAKI OYJ/d	HUH1V.HE
0	INTL CONSOL A/d	ICAG.L
0	ICADE/d	ICAD.PA
0	IG GROUP/d	IGG.L
0	ILIAD/d	ILD.PA
0	IMI PLC/d	IMI.L
0	INCHCAPE/d	INCH.L
0	INDIVIOR/d	INDV.L
0	INFINEON TECH /d	IFXGn.DE
0	ING GROEP/d	INGA.AS
0	INMOB COLONIAL/d	COL.MC
0	INTERCONT HOTE/d	IHG.L
0	INTERTEK GROUP/d	ITRK.L
0	INTESA SANPAOL/d	ISP.MI
0	INVESTEC/d	INVP.L
0	ITALGAS/d	IG.MI
0	INDITEX/d	ITX.MC
0	J MARTINS SGPS/d	JMT.LS
0	JUPITER FUND M/d	JUP.L
0	JUST EAT/d	JE.L
0	JYSKE BANK/d	JYSK.CO
0	K+S AG NA/d	SDFGn.DE
0	KESKO B/d	KESKOB.HE
0	KINDRED GROUP/d	KINDSdb.ST
0	KINGFISHER/d	KGf.L
0	KION GROUP/d	KGX.DE
0	KLEPIERRE/d	LOIM.PA
0	KONE CORPORATI/d	KNEBV.HE

0	KONECRANES OYJ/d	KCRA.HE
0	KONINKLIJKE DS/d	DSMN.AS
0	KERING/d	PRTp.PA
0	L'OREAL/d	OREP.PA
0	LAND SECS./d	LAND.L
0	LANXESS/d	LXSG.DE
0	LEGRAND/d	LEGD.PA
0	LLOYDS BNK GRP/d	LLOY.L
0	LOND STOCK EXC/d	LSE.L
0	DT LUFTHANSA A/d	LHAG.DE
0	L.V.M.H./d	LVMH.PA
0	MAN GROUP/d	EMG.L
0	MAN SE/d	MANG.DE
0	MEDIOBANCA/d	MDBI.MI
0	MELROSE IND/d	MRON.L
0	MERLIN PROP/d	MRL.MC
0	METRO BANK/d	MTRO.L
0	MONCLER/d	MONC.MI
0	MONEYSUP GRP/d	MONY.L
0	MORPHOSYS/d	MORG.DE
0	NMC HEALTH PLC/d	NMC.L
0	NOKIAN RENKAAT/d	NRE1V.HE
0	NORDEA	NDA.ST
0	NOVO NORDISK B/d	NOVOb.CO
0	OCADO/d	OCDO.L
0	ORPEA/d	ORP.PA
0	PADDY PW BETFA/d	PPB.I
0	PHOENIX GRP/d	PHNX.L
0	PIRELLI & C/d	PIRC.MI
0	PLASTIC OMNIUM/d	PLOF.PA
0	POLYMETAL INT/d	POLYP.L
0	POSTE ITALIANE/d	PST.MI
0	PRYSMIAN/d	PRY.MI
0	QUILTER PLC/d	QLT.L
0	REMY COINTREAU/d	RCOP.PA
0	RHEINMETALL/d	RHMG.DE
0	RIGHTMOVE ORD/d	RMV.L
0	ROLLS ROYCE PL/d	RR.L
0	ROTORK PLC/d	ROR.L
0	ROYAL MAIL R/d	RMG.L
0	RSA INSURANCE G/d	RSA.L
0	RWE AG/d	RWEG.DE
0	RYANAIR HLDGS/d	RYA.I
0	SAGE GROUP/d	SGE.L
0	SAMPO A/d	SAMPO.HE

0	SANDVIK/d	SAND.ST
0	SCHAEFFLER/d	SHA_p.DE
0	SCOUT24/d	G24n.DE
0	SEGRO/d	SGRO.L
0	SIEMENS HEALTH/d	SHLG.DE
0	SIEMENS N/d	SIEGn.DE
0	SILTRONIC NAM/d	WAFGn.DE
0	SKF B/d	SKFb.ST
0	SMITH&NEPHEW/d	SN.L
0	SMITHS GROUP/d	SMIN.L
0	SMURFIT KAPPA/d	SKG.I
0	SNAM/d	SRG.MI
0	SODEXO/d	EXHO.PA
0	SOFTWARE/d	SOWGn.DE
0	SOPRA STERIA G/d	SOPR.PA
0	SPECTRIS/d	SXS.L
0	SPIE/d	SPIE.PA
0	A SPRINGER SE/d	SPRGn.DE
0	ST JAMESS PLAC/d	SJP.L
0	STANDRD CHART /d	STAN.L
0	STD LIFE ABER/d	SLA.L
0	STMICROELEC.N./d	STM.MI
0	SUBSEA 7/d	SUBC.OL
0	SYDBANK/d	SYDB.CO
0	TELECOM ITALIA/d	TLIT.MI
0	TERNA/d	TRN.MI
0	TESCO/d	TSCO.L
0	TRAVIS PERKINS/d	TPK.L
0	UBI BANCA/d	UBI.MI
0	UBISOFT ENTERT/d	UBIP.PA
0	UDG HEALTHCARE/d	UDG.L
0	UMICORE/d	UMI.BR
0	UNIBAIL RODAM /d	URW.AS
0	UNICREDIT/d	CRDI.MI
0	UNILEVER DR/d	UNc.AS
0	UNILEVER/d	ULVR.L
0	UNIPER SE NA/d	UNo1.DE
0	UNITED INTERNE/d	UTDI.DE
0	VALEO/d	VLOF.PA
0	VINCI/d	SGEF.PA
0	VODAFONE GROUP/d	VOD.L
0	VONOVIA SE/d	VNA.n.DE
0	WACKER CHEMIE/d	WCHG.DE
0	WARTSILA B/d	WRT1V.HE
0	WENDEL/d	MWDP.PA
0	WILLIAM DEMANT/d	WDH.CO
0	WILLIAM HILL/d	WMH.L

Eurostoxx 600 Index constituent stocks alphabetically (A)

SCORE	COMPANY	RIC	PRICE	LT	MT	ST	COMMENT	DATE	PRICE	PROFIT
								BOUGHT	BOUGHT	or LOSS
0	1&1 DRILLISCH/d	DRIG.DE	36.02	-	d-	dd-				
3	3I GROUP/d	III.L	903.60	dd-	do	dd-				
3	MOELLER MAERSK/d	MAERSKb.CO	8'400.00	dd-	do	d-	SELL the position if 810 is broken.	03.09.2018	9906.00	-15.20%
0	A2A SPA/d	A2.MI	1.48	-	-	-				
0	AALBERTS INDUS/d	AALB.AS	35.09	-	dd-	dd-				
0	AAREAL BANK/d	ARLG.DE	34.92	-	d-	d-				
15	ABN AMRO GROUP/d	ABNd.AS	23.94	u+	+	uu+				
3	ACCOR/d	ACCP.PA	41.71	d-	do	dd-				
0	ACKERMANS V.HA/d	ACKB.BR	145.20	dd-	-	d-				
4	ACS CONS Y SER/d	ACS.MC	35.60	+	dd-	d-				
10	ADIDAS N/d	ADSGn.DE	200.80	+	+	dd-				
6	ADMIRAL GROUP/d	ADML.L	2'016.00	+	dd-	dd-	SELL the position if 1970 is broken.	03.09.2018	2088.00	-3.45%
0	ADP/d	ADP.PA	183.90	dd-	dd-	dd-				
14	AEGON/d	AEGN.AS	5.63	+	+	do				
3	AENA SME/d	AENA.MC	145.40	-	o	d-	Retain.	02.10.2018	146.75	-0.92%
14	AGEAS/d	AGES.BR	45.71	+	+	do				
12	AGGREKO/d	AGGK.L	855.40	+	+	dd-	Retain.	02.10.2018	874.00	-2.13%
3	AHOLD DEL/d	AD.AS	19.20	o	-	o				
0	AIB GROUP PLC/d	AIBG.I	4.50	-	-	-				
4	AIR FRANCE - K/d	AIRF.PA	8.77	+	dd-	d-	Retain. Could still break above the triangle from August.	02.10.2018	8.56	2.43%
16	AIR LIQUIDE/d	AIRP.PA	111.00	+	+	do				
2	AIRBUS/d	AIR.PA	101.32	do	dd-	dd-				
16	AKER BP/d	AKERBP.OL	329.60	+	+	do	SELL the position if 305 is broken.	17.09.2018	305.20	7.99%
4	AKZO NOBEL/d	AKZO.AS	76.90	+	d-	-	SELL the position if 75.50 is broken.	03.09.2018	80.38	-4.33%
4	ALFA LAVAL/d	ALFA.ST	239.00	+	dd-	dd-				
13	ALLIANZ SE/d	ALVG.DE	189.64	+	+	dd-				
14	ALSTOM/d	ALSO.PA	39.21	uu+	+	uo				
4	ALTEN/d	LTEN.PA	84.50	+	dd-	dd-	SOLD the position with the break of 87 at a loss of 2%.			
4	ALTICE EUROPE/d	ATCA.AS	2.30	o	-	+				
5	ALTRAN TECHN./d	ALTT.PA	7.46	-	o	+				
4	AMADEUS/d	AMA.MC	73.96	+	dd-	dd-				
0	AMBU B/d	AMBUB.CO	142.30	-	-	d-				
15	AMER SPORTS A/d	AMEAS.HE	32.93	+	+	dd-	TOOK PROFITS OF 21%.			
8	AMUNDI/d	AMUN.PA	62.68	do	+	dd-				
6	ANDRITZ/d	ANDR.VI	49.32	+	-	-				
9	ANGLO AMERICAN/d	AAL.L	1'666.40	dd-	+	dd-				
0	AB INBEV/d	ABI.BR	74.82	-	-	d-				
3	ANTOFAGASTA/d	ANTO.L	824.80	-	do	dd-				
3	ARCELORMITTAL/d	MT.AS	25.73	d-	do	dd-				
0	ARGENX/d	ARGX.BR	61.70	-	-	-				
7	ARKEMA/d	AKE.PA	104.80	+	do	d-	SELL the position if 103.30 is broken.	03.09.2018	107.35	-2.38%
4	AROUNDTOWN PRO/d	AT1.DE	7.38	+	dd-	d-				
0	ASHTeAD GRP./d	AHT.L	2'152.00	dd-	dd-	dd-	SELL the position if 2050 is broken.	17.09.2018	2375.00	-9.39%
0	ASM INTERNATIO/d	ASMI.AS	40.35	-	dd-	dd-				
0	ASML HOLDING/d	ASML.AS	155.52	-	-	dd-				
13	ASR NEDERLND/d	ASRNL.AS	41.02	+	+	-	SELL the position if the support 39 is broken.	03.09.2018	40.67	0.86%

Eurostoxx 600 Index constituent stocks alphabetically (A-B)

Eurostoxx 600 Index constituent stocks alphabetically (A-B)							DATE BOUGHT	PRICE BOUGHT	PROFIT or LOSS	
SCORE	COMPANY	RIC	PRICE	LT	MT	ST	COMMENT			
10	ASSA ABLOY B/d	ASSAb.ST	180.55	o	+	uu+				
3	GENERALI ASS/d	GASI.MI	14.39	d-	o	-				
9	ASSOC.BR.FOODS/d	ABF.L	2'295.00	-	u+	+				
6	ASTRAZENECA/d	AZN.L	5'660.00	+	dd-	dd-	SELL the position if 5450 is broken.	02.10.2018	5957.00	-4.99%
0	ATLANTIA/d	ATL.MI	17.42	-	-	-				
3	ATLAS COPCO A/d	ATCOa.ST	244.95	d-	do	dd-				
0	ATOS/d	ATOS.PA	98.70	-	d-	dd-				
0	AURUBIS/d	NAFG.DE	55.70	-	dd-	dd-				
4	AUTO TRAD/d	AUTOA.L	404.70	+	dd-	d-				
3	AVIVA PLC/d	AV.L	465.00	-	o	dd-				
15	AXA/d	AXAF.PA	23.45	+	+	+				
0	B&M EUROPEAN/d	BMEB.L	379.92	-	-	-				
5	BABCOCK INTL/d	BAB.L	674.40	o	uo	-				
2	BAE SYSTEMS/d	BAES.L	601.50	o	d-	d-				
0	BALFOUR BEATTY/d	BALF.L	265.70	d-	d-	-				
0	BANCO BPM/d	BAMI.MI	1.81	-	-	-				
0	BK IRE GRP PLC/d	BIRG.I	6.64	-	-	-				
5	BANKIA/d	BKIA.MC	3.31	o	do	-				
10	BANKINTER/d	BKT.MC	8.08	-	+	do				
3	BARCLAYS/d	BARC.L	167.44	-	o	d-				
10	BARRATT DEVLPM/d	BDEV.L	550.36	+	+	-				
0	BASF SE/d	BASFn.DE	72.90	-	d-	-	Long-term support is at 72.50 / 70.			
1	BAYER N AG/d	BAYGn.DE	73.83	-	-	do				
0	BBA AVIATION/d	BBA.L	279.00	-	d-	dd-				
0	BBVA/d	BBVA.MC	5.21	-	dd-	d-				
0	B.COM.PORTUGUE/d	BCP.LS	0.22	-	d-	d-				
3	BCO DE SABADEL/d	SABE.MC	1.27	-	o	-				
3	BANCO SANTANDE/d	SAN.MC	4.32	-	o	-				
3	BE SEMICONDUCT/d	BESI.AS	17.11	-	do	dd-				
3	BEAZLEY/d	BEZG.L	548.25	-	do	dd-	SOLD the position with the break of 555 for a loss of 6%.			
0	BEIERSDORF/d	BEIG.DE	93.28	d-	-	dd-				
6	BELLWAY/d	BWY.L	2'923.00	-	+	d-				
3	BERKELEY GRP/d	BKGH.L	3'447.00	-	o	-				
4	BHP BILLITON/d	BLT.L	1'625.20	dd-	do	do				
0	BIC/d	BICP.PA	73.85	d-	dd-	dd-	SELL the position if 70 is broken.	18.09.2018	78.50	-5.92%
17	BILLERUD KORSN/d	BILL.ST	120.45	uu+	+	+				
0	BIOMERIEUX/d	BIOX.PA	62.90	-	-	-				
3	BAY MOT WERKE/d	BMWG.DE	75.88	-	o	-	SELL the position if the support at 75.50 is broken.	07.08.2018	84.60	-10.31%
3	BNP PARIBAS/d	BNPP.PA	50.80	-	o	-				
7	BOLIDEN AB/d	BOL.ST	249.70	-	+	do				
3	BOLLORE/d	BOLL.PA	3.66	-	o	dd-				
2	BOLSAS Y MER E/d	BME.MC	27.42	o	dd-	dd-				
4	BOSKALIS WESTM/d	BOSN.AS	24.91	+	dd-	dd-				
3	BOUYGUES/d	BOUY.PA	36.20	-	do	dd-				
0	BPER BANCA/d	EMII.MI	3.48	-	-	-				
16	BP/d	BP.L	575.80	+	+	do				

Eurostoxx 600 Index constituent stocks alphabetically (B-D)

Eurostoxx 600 Index constituent stocks alphabetically (B-D)							DATE BOUGHT	PRICE BOUGHT	PROFIT or LOSS	
SCORE	COMPANY	RIC	PRICE	LT	MT	ST	COMMENT			
6	BRENTAG AG N/d	BNRGn.DE	50.64	+	dd-	d-				
0	BRIT AM TOBACC/d	BATS.L	3'395.00	-	-	d-				
0	BR LAND CO/d	BLND.L	588.40	-	-	d-				
0	BRITVIC/d	BVIC.L	754.50	d-	-	d-				
17	BT GROUP/d	BT.L	227.60	+	u+	u+				
16	BTG/d	BTG.L	559.00	u+	+	+				
4	BUNZL/d	BNZL.L	2'253.00	+	dd-	dd-	SELL the position if the support at 2210 is broken.	17.09.2018	2421.00	-6.94%
0	BURBERRY GRP/d	BRBY.L	1'848.00	dd-	-	d-				
0	BUREAU VERITAS/d	BVI.PA	19.70	d-	dd-	d-				
3	CAIXABANK/d	CABK.MC	3.87	d-	o	-				
0	CAPGEMINI/d	CAPP.PA	109.70	d-	dd-	dd-				
2	CAPITA PLC/d	CPI.L	128.45	do	-	-				
0	CAPITAL&COUNTI/d	CAPCC.L	245.70	d-	dd-	dd-				
0	CARLSBERG B/d	CARLb.CO	729.20	dd-	-	dd-				
3	CARNIVAL/d	CCL.L	4'490.00	dd-	do	d-				
7	CARREFOUR/d	CARR.PA	15.34	+	do	dd-	SELL the position if 15.25 is broken.	10.09.2018	15.60	-1.70%
15	CASINO GUICHAR/d	CASP.PA	36.68	+	+	+				
4	CASTELLUM AB/d	CAST.ST	154.75	+	-	-				
0	CELLNEX TELECO/d	CLNX.MC	20.91	dd-	dd-	dd-				
14	CENTRICA/d	CNA.L	149.65	+	+	+				
2	CEZ/d	CEZP.PR	565.50	do	-	-				
2	CHR HANSEN/d	CHRH.CO	617.00	do	dd-	dd-				
0	CHRISTIAN DIOR/d	DIOR.PA	339.50	dd-	dd-	dd-				
15	CINEWORLD/d	CINE.L	305.60	+	+	dd-	SELL the position if 300 is broken.	03.09.2018	311.00	-1.74%
4	CLOSE BROS GRP/d	CBRO.L	1'539.00	+	-	-	SOLD the position with the break of 1520.			
7	CNH INDUSTRIAL/d	CNHI.MI	10.07	+	do	-				
17	CNP ASSURANCES/d	CNPP.PA	20.54	+	+	+				
0	COBHAM/d	COB.L	114.35	-	-	d-				
0	COCACOLA HBC A/d	CCH.L	2'318.00	d-	d-	dd-				
0	COFINIMMO/d	COFB.BR	104.50	-	-	-				
4	COLOPLAST B/d	COLOB.CO	615.40	+	-	dd-				
3	COMMERZBANK/d	CBKG.DE	8.52	d-	do	d-				
4	COMPASS GROUP/d	CPG.L	1'589.50	+	dd-	dd-	SELL the position if 1580 is broken. Support 1510.	02.10.2018	1709.00	-6.99%
0	CONTINENTAL AG/d	CONG.DE	142.85	-	-	d-				
15	CONVATEC/d	CTEC.L	224.50	+	+	dd-	SELL the position if 213 is broken.	10.09.2018	223.00	0.67%
0	COVESTRO/d	1COV.DE	66.02	-	-	dd-				
0	COVIVIO/d	FDR.PA	87.15	-	d-	-				
11	CREDIT AGRICOL/d	CAGR.PA	12.35	o	+	-				
5	CRH PLC/d	CRH.I	27.89	o	o	dd-				
2	CRODA INTL/d	CRDA.L	4'836.00	do	dd-	dd-				
0	CYBG/d	CYBGC.L	291.20	d-	-	-				
2	DAILY MAIL TST/d	DMGOa.L	685.00	o	-	-				
3	DAIMLER AG N/d	DAIGN.DE	53.82	-	o	-				
0	DANONE/d	DANO.PA	65.34	dd-	dd-	dd-				
0	DANSKE BANK/d	DANSKE.CO	142.00	-	d-	d-				
0	DASSAULT AVIAT/d	AVMD.PA	1'486.00	-	dd-	dd-				

Eurostoxx 600 Index constituent stocks alphabetically (D-E)

Eurostoxx 600 Index constituent stocks alphabetically (D-E)							DATE	PRICE	PROFIT	
SCORE	COMPANY	RIC	PRICE	LT	MT	ST	COMMENT	BOUGHT	BOUGHT	or LOSS
0	DASSAULT SYSTE/d	DAST.PA	118.15	dd-	-	dd-				
2	DAVIDE CAMPARI/d	CPRI.MI	6.90	do	dd-	dd-	Sell the position if 7.05 is broken.	17.09.2018	7.35	-6.12%
0	DCC/d	DCC.L	6'440.00	dd-	dd-	d-				
1	DECHRA PHARM/d	DPH.L	2'144.00	-	-	o				
0	DELIVERY HERO/d	DHER.DE	35.92	-	-	-				
0	DERWENT LONDON/d	DLN.L	2'833.00	-	-	d-				
0	DEUTSCHE BANK /d	DBKGn.DE	9.49	-	d-	-	Major support is at 9.45 and 9.00 / 8.80.			
0	DT BOERSE N/d	DB1Gn.DE	112.55	d-	-	-	Sell the position if 112.50 is broken.	17.09.2018	117.45	-4.17%
3	DEUTSCHE POST /d	DPWGn.DE	28.92	d-	o	-				
17	DT TELEKOM N/d	DTEGn.DE	13.79	+	u+	+	Must rise above 14.20 to signal 14.65 or 15.50.			
0	DEUTSCHE WOHNED/d	DWNG.DE	39.86	d-	-	-				
3	DIAGEO/d	DGE.L	2'659.00	o	d-	do				
3	DIRECT LINE/d	DLGD.L	325.70	-	o	-				
5	DIXONS CARPHO/d	DC.L	153.10	o	do	dd-				
4	DNB/d	DNB.OL	163.60	+	d-	-				
0	DOMETIC GROUP /d	DOMETIC.ST	74.45	-	-	-				
0	SMITH (DS)/d	SMDS.L	447.70	-	d-	dd-				
2	DSV/d	DSV.CO	554.20	do	dd-	dd-				
3	DUERR AG/d	DUEG.DE	34.56	-	do	dd-				
0	E.ON SE NA/d	EONGn.DE	8.51	-	-	-				
0	EASYJET/d	EZJ.L	1'220.00	-	-	-				
7	EDENRED/d	EDEN.PA	32.28	+	-	uo				
17	EDF/d	EDF.PA	15.20	+	+	u+	Retain.	03.09.2018	14.00	8.54%
1	EDP/d	EDP.LS	3.16	-	-	uo				
3	EIFFAGE/d	FOUG.PA	92.72	dd-	o	-				
0	ELECTROCOMPONE/d	ECM.L	680.60	dd-	dd-	dd-				
3	ELECTROLUX B/d	ELUXb.ST	191.95	-	o	dd-				
4	ELEKTA B/d	EKTAb.ST	112.00	+	-	-				
0	ELISA CORPORAT/d	ELISA.HE	34.94	-	-	-				
0	ELIS/d	ELIS.PA	17.95	dd-	dd-	d-	SELL the position if 17.70 is broken.	17.09.2018	20.04	-10.43%
7	ENAGAS/d	ENAG.MC	23.79	u+	-	uu+				
4	ENDESA/d	ELE.MC	18.78	o	-	u+				
3	ENEL/d	ENEI.MI	4.32	-	o	-				
8	ENGIE/d	ENGIE.PA	12.56	-	u+	+				
2	ENI/d	ENI.MI	16.10	do	dd-	dd-				
7	EPIROC A/d	EPIRa.ST	97.83	-	+	do				
16	EQUINOR/d	EQNR.OL	229.90	+	+	do				
9	ERICSSON B/d	ERICb.ST	78.42	+	do	dd-	Retain.	10.09.2018	78.10	0.41%
11	ERSTE GRP BANK/d	ERST.VI	36.07	uo	u+	-				
4	ESSILORLUXOTT/d	ESSI.PA	120.60	+	dd-	dd-	SELL the position. Likely to have peaked.	17.05.2018	117.20	2.90%
2	COLRUYT/d	COLR.BR	48.36	do	-	-				
11	EURAZEO/d	EURA.PA	66.00	do	+	dd-				
0	EUROFINS SCIEN/d	EUFI.PA	415.80	dd-	dd-	dd-	Retain.	17.08.2018	478.40	-13.09%
12	EURONEXT/d	ENX.PA	54.95	do	+	do				
18	EUTELSAT COMM./d	ETL.PA	22.04	+	u+	uu+				
0	EVONIK INDUSTR/d	EVKn.DE	29.21	dd-	d-	-				

Eurostoxx 600 Index constituent stocks alphabetically (E-H)

Eurostoxx 600 Index constituent stocks alphabetically (E-H)							DATE	PRICE	PROFIT	
SCORE	COMPANY	RIC	PRICE	LT	MT	ST	COMMENT	BOUGHT	BOUGHT	or LOSS
14	EVRAZ PLC/d	EVRE.L	562.40	+	+	do				
3	EXOR/d	EXOR.MI	54.88	d-	do	dd-				
4	EXPERIAN/d	EXP.N.L	1'861.00	+	dd-	dd-				
0	ESSITY B/d	ESSITYb.ST	225.80	-	-	-				
6	FABEGE/d	FABG.ST	120.92	+	dd-	dd-				
0	FASTIGHETS BAL/d	BALDb.ST	229.80	dd-	-	-	Sell the position if 244 is broken.	17.09.2018	257.00	-10.58%
3	FAURECIA/d	EPEd.PA	48.34	-	o	-				
0	FERGUSON/d	FERG.L	5'762.00	dd-	dd-	dd-	SELL the position. Likely to have peaked.	03.09.2018	6174.00	-6.67%
8	FERRARI N.V./d	RACE.MI	110.50	do	+	dd-				
5	FERROVIAL/d	FER.MC	17.70	do	do	dd-	SELL the position if 17.40 is broken.	03.09.2018	18.50	-4.32%
6	FIAT CHRYSLER /d	FCHA.MI	14.81	-	+	dd-				
7	FINECOBANK/d	FBK.MI	10.57	+	do	dd-				
3	FLSMIDTH & CO/d	FLS.CO	364.80	d-	do	dd-				
2	FORTUM/d	FORTUM.HE	21.03	do	dd-	-	SELL the position if 20.70 is broken.	10.09.2018	22.00	-4.41%
0	FRAPORT/d	FRAG.DE	69.90	-	-	dd-				
0	FREENET N AG/d	FNTGn.DE	19.01	-	-	d-				
15	FRESENIUS MEDI/d	FMEG.DE	87.60	+	+	dd-				
18	FRESENIUS SE/d	FREG.DE	66.36	+	+	+	Must rise above 70 to signal 74 to 82.			
0	FRESNILLO/d	FRES.L	775.30	-	-	d-				
6	FUCHS PETRO VZ/d	FPEG_p.DE	46.28	+	dd-	dd-				
2	GALAPAGOS/d	GLPG.AS	85.22	do	dd-	d-				
0	GALP ENERGIA/d	GALP.LS	16.47	d-	-	dd-				
0	GEA GROUP/d	G1AG.DE	28.03	-	d-	-				
0	GECINA/d	GFCP.PA	137.10	d-	-	-				
16	GEMALTO/d	GTO.AS	50.12	+	+	uo				
0	GENMAB/d	GEN.CO	956.20	-	-	-				
2	GERRESHEIMER/d	GXIG.DE	67.20	do	dd-	dd-				
2	GETINGE AB/d	GETib.ST	93.20	do	-	-				
2	GJENSIDIGE FOR/d	GJFS.OL	132.80	do	dd-	d-				
2	GLANBIA PLC/d	GL9.l	14.40	do	dd-	dd-				
2	GLAXOSMITHKLIN/d	GSK.L	1'466.80	do	-	dd-				
10	GLENCORE/d	GLEN.L	324.10	-	+	do				
0	GN STORE NORD/d	GN.CO	259.00	dd-	-	d-				
0	GR.PORTLAND/d	GPOR.L	670.10	d-	-	-				
0	GRENKE/d	GLJn.DE	94.65	dd-	dd-	-				
0	GRIFOLS/d	GRLS.MC	22.30	d-	d-	dd-				
0	G4S/d	GFS.L	223.10	d-	d-	dd-				
0	GBL/d	GBLB.BR	84.70	d-	dd-	dd-				
3	SOCIETE GENERA/d	SOGN.PA	36.08	d-	do	d-				
1	GVC HOLDINGS/d	GVC.L	883.55	-	-	o				
12	GETLINK/d	GETP.PA	10.96	-	u+	+				
8	H. LUNDBECK/d	LUN.CO	382.70	o	o	+				
2	HALMA/d	HLMA.L	1'327.00	do	dd-	dd-				
0	HAMMERSON H/d	HMSO.L	441.10	-	-	d-				
17	HANNOVER RUECK/d	HNRGn.DE	121.40	+	+	+	SELL the position if 119.50 is broken.	03.09.2018	118.30	2.62%
2	HARGREAVES LS/d	HRGV.L	2'031.00	do	dd-	-				

Eurostoxx 600 Index constituent stocks alphabetically (H-I)

SCORE	COMPANY	RIC	PRICE	LT	MT	ST	COMMENT	DATE	PRICE	PROFIT
								BOUGHT	BOUGHT	or LOSS
0	HAYS/d	HAYS.L	184.30	dd-	dd-	dd-				
3	HEIDELBERGCEME/d	HEIG.DE	63.92	-	o	dd-				
0	HEINEKEN HLD/d	HEIO.AS	75.00	-	-	d-				
0	HEINEKEN/d	HEIN.AS	77.12	-	-	d-				
0	HELLA/d	HLE.DE	44.14	-	d-	-				
0	HENKEL AG&CO V/d	HNKG_p.DE	98.50	-	-	-				
17	HENNES&MAURITZ/d	HMb.ST	167.96	+	+	+				
5	HERMES INTL/d	HRMS.PA	522.60	do	do	dd-				
0	HEXAGON AB B/d	HEXAb.ST	497.90	dd-	d-	dd-				
15	HEXPOL B/d	HPOLb.ST	100.70	+	+	d-				
11	HISCOX/d	HSX.L	1654.84	+	u+	do				
3	HOCHTIEF/d	HOTG.DE	137.70	-	o	dd-				
2	HOMESERVE/d	HSV.L	939.50	do	dd-	dd-				
0	HOWDEN JOIN GR/d	HWDN.L	439.00	-	-	-				
0	HSBC HOLDINGS/d	HSBA.L	655.40	-	-	dd-				
0	HUGO BOSS N/d	BOSSn.DE	64.88	-	-	dd-				
0	HUHTAMAKI OYJ/d	HUH1V.HE	26.09	-	d-	d-				
6	HUSQVARNA B/d	HUSQb.ST	73.18	-	+	-				
0	INTL CONSOL AI/d	ICAG.L	607.40	-	-	-				
3	IBERDROLA/d	IBE.MC	6.33	o	-	o				
4	ICA GRUPPEN/d	ICAA.ST	278.10	d-	o	do				
0	ICADE/d	ICAD.PA	75.90	-	-	d-				
0	IG GROUP/d	IGG.L	594.50	-	-	-				
0	ILIAD/d	ILD.PA	99.60	-	-	-				
6	IMCD/d	IMCD.AS	63.15	+	dd-	dd-				
3	IMERYS/d	IMTP.PA	58.75	-	do	dd-	Failed to complete a medium-term bottom. Sell the position if 58 is broken.			
0	IMI PLC/d	IMI.L	1082.00	d-	-	dd-				
4	IMP.BRANDS/d	IMB.L	2641.00	o	-	+				
0	INCHCAPE/d	INCH.L	627.00	-	-	d-				
0	INDIVIOR/d	INDV.L	197.50	-	-	-				
7	INDUSTRIV. A/d	INDUa.ST	195.70	+	do	dd-				
0	INFINEON TECH/d	IFXGn.DE	18.80	-	-	dd-				
1	INFORMA/d	INF.L	732.20	-	-	do				
0	ING GROEP/d	INGA.AS	10.80	-	-	d-				
4	INGENICO GROUP/d	INGC.PA	63.86	-	o	do				
7	INMARSAT/d	ISA.L	494.70	+	-	u+				
0	INMOB COLONIAL/d	COL.MC	8.74	-	-	-				
14	INNOGY SE/d	IGY.DE	38.28	+	+	o				
0	INTERCONT HOTE/d	IHG.L	4440.00	dd-	dd-	dd-				
3	INTERMEDIATE C/d	ICP.L	1011.00	dd-	do	dd-				
0	INTERTEK GROUP/d	ITRK.L	4496.00	-	-	dd-				
0	INTESA SANPAOL/d	ISP.MI	2.02	-	-	-				
0	INVESTEC/d	INVP.L	484.40	d-	dd-	d-				
12	INVESTOR B/d	INVEb.ST	400.50	+	+	d-				
2	IPSEN/d	IPN.PA	130.80	do	-	d-				
2	ISS A/S/d	ISS.CO	205.60	do	dd-	dd-				

Eurostoxx 600 Index constituent stocks alphabetically (I-L)

Eurostoxx 600 Index constituent stocks alphabetically (I-L)							DATE BOUGHT	PRICE BOUGHT	PROFIT or LOSS	
SCORE	COMPANY	RIC	PRICE	LT	MT	ST	COMMENT			
0	ITALGAS/d	IG.MI	4.48	-	-	-				
5	ITV/d	ITV.L	157.80	o	-	+				
2	IWG/d	IWG.L	221.20	o	d-	dd-				
0	INDITEX/d	ITX.MC	24.79	d-	-	d-				
18	INTU PROPRTIE/d	INTUP.L	184.65	uu+	u+	uu+				
15	JC DECAUX SA./d	JCDX.PA	30.64	+	+	+	Retain.	10.09.2018	29.20	4.93%
0	J MARTINS SGPS/d	JMT.LS	11.42	-	d-	-				
2	JOHNSON MATTHE/d	JMAT.L	3'296.00	do	d-	dd-				
0	JUPITER FUND M/d	JUP.L	382.90	-	-	-				
0	JUST EAT/d	JE.L	621.10	-	-	d-				
0	JYSKE BANK/d	JYSK.CO	290.10	-	-	d-				
0	K+S AG NA/d	SDFGn.DE	18.01	-	-	d-				
7	KAZ MINERALS/d	KAZ.L	515.40	-	+	do				
12	KBC GROEP/d	KBC.BR	66.10	uo	+	uo				
2	KERRY GROUP/d	KYGa.I	90.90	do	d-	dd-				
0	KESKO B/d	KESKOB.HE	45.69	-	-	d-				
0	KINDRED GROUP/d	KINDsdb.ST	92.16	-	-	d-				
0	KINGFISHER/d	KGF.L	251.20	-	-	d-				
2	KINGSPAN GROUP/d	KSP.I	40.40	o	-	-				
1	KINNEVIK B/d	KINvb.ST	261.40	-	-	o				
0	KION GROUP/d	KGX.DE	47.74	-	d-	dd-				
0	KLEPIERRE/d	LOIM.PA	29.67	-	d-	d-				
6	KOMERCNI BANKA/d	BKOM.PR	906.50	-	uo	u+				
0	KONE CORPORAT/d	KNEBV.HE	43.09	dd-	-	-				
0	KONECRANES OYJ/d	KCRA.HE	29.26	-	dd-	dd-				
0	KONINKLIJKE DS/d	DSMN.AS	84.68	dd-	dd-	dd-				
3	KPN KON/d	KPN.AS	2.23	-	o	d-				
0	KERING/d	P RTP.PA	416.70	d-	dd-	dd-				
0	L'OREAL/d	OREP.PA	197.80	dd-	dd-	dd-	SELL the position if 191 is broken. Support 179/178.	06.08.2018	212.40	-6.87%
12	LAGARDERE S.C./d	LAGA.PA	25.67	+	+	dd-				
0	LAND SECS./d	LAND.L	853.98	d-	-	d-				
0	LANXESS/d	LXSG.DE	62.30	-	-	-				
2	LEG IMMOBILIEN/d	LEGn.DE	97.86	do	dd-	d-	SELL the position if 96 is broken.	10.09.2018	105.10	-6.89%
6	LEGAL & GENERA/d	LGEN.L	256.05	-	+	dd-				
0	LEGRAND/d	LEGD.PA	59.38	-	d-	d-				
12	LEONARDO/d	LDOF.MI	10.09	+	+	d-				
14	LINDE/d	LIN1.DE	207.80	+	+	do				
0	LLOYDS BNK GRP/d	LLOY.L	57.27	-	-	-				
0	LOND STOCK EXC/d	LSE.L	4'358.00	dd-	dd-	-				
3	LOOMIS B/d	LOOMb.ST	272.20	-	o	dd-				
0	DT LUFTHANSA A/d	LHAG.DE	19.61	-	d-	-				
7	LUNDBERGS B/d	LUNdb.ST	291.40	+	do	dd-				
12	LUNDIN PETROLE/d	LUPE.ST	316.30	+	+	dd-				
4	LUXOTTICA/d	LUX.MI	55.52	+	dd-	dd-				
0	L.V.M.H./d	LVMH.PA	281.50	dd-	dd-	dd-	SELL the position if the major support at 275 is broken. Lower support is 255,	25.07.2018	306.00	-8.01%

Eurostoxx 600 Index constituent stocks alphabetically (M-O)

SCORE	COMPANY	RIC	PRICE	LT	MT	ST	COMMENT	DATE BOUGHT	PRICE BOUGHT	PROFIT or LOSS
0	MAN GROUP/d	EMG.L	161.30	d-	dd-	d-				
0	MAN SE/d	MANG.DE	92.35	-	d-	d-				
14	MAPFRE/d	MAP.MC	2.67	+	+	do				
17	MARINE HARVEST/d	MHG.OL	189.30	+	+	+				
4	MARKS & SP./d	MKS.L	287.10	O	-	u+				
5	MEDICLINIC/d	MDCM.L	443.20	-	O	u+				
0	MEDIOBANCA/d	MDBI.MI	7.71	-	d-	-				
6	MEGGITT PLC/d	MGGT.L	536.60	+	dd-	dd-				
0	MELROSE IND/d	MRON.L	175.05	-	-	-				
6	MERCK KGAA/d	MRCG.DE	87.96	+	dd-	dd-				
4	MERLIN/d	MERL.L	381.70	+	dd-	dd-				
0	MERLIN PROP/d	MRL.MC	11.62	-	-	-				
17	METRO/d	B4B.DE	13.63	+	+	uu+				
0	METRO BANK/d	MTRO.L	2'688.00	-	-	-				
7	METSO/d	METSO.HE	28.73	+	do	dd-	SELL the position if 28.20 is broken.			
7	MICHELIN/d	MICP.PA	103.15	-	u+	O				
14	MICRO FOCUS/d	MCRO.L	1'371.00	+	+	do				
0	MONCLER/d	MONC.MI	34.77	dd-	dd-	dd-				
2	MONDI/d	MNDI.L	1'931.50	do	d-	d-				
0	MONEYSUP GRP/d	MONY.L	269.70	-	-	dd-				
0	MORPHOSYS/d	MORG.DE	81.20	-	-	dd-				
4	MORRISON SUPMK/d	MRW.L	249.00	+	-	d-				
6	MTU AERO ENGIN/d	MTXGn.DE	183.10	+	dd-	dd-				
17	MUENCH. RUECK /d	MUVGn.DE	192.55	+	+	+				
4	NATIONAL GRID/d	NG.L	777.50	O	-	+				
3	NATIXIS/d	CNAT.PA	5.66	-	O	-				
16	NESTE/d	NESTE.HE	72.10	+	uu+	uu+				
10	WH SMITH/d	SMWH.L	2'026.00	+	+	d-				
15	NEX GROUP/d	NXGN.L	1'037.00	+	uu+	uu+				
6	NEXT/d	NXT.L	5'424.00	d-	O	+				
9	NIBE INDUSTRIE/d	NIBEb.ST	103.15	+	do	-				
0	NMC HEALTH PLC/d	NMC.L	3'188.00	-	-	dd-				
15	NN GROUP/d	NN.AS	39.22	+	+	+				
0	NOKIAN RENKAAT/d	NREtV.HE	33.62	dd-	-	dd-				
5	NOKIA/d	NOKIA.HE	4.60	O	do	dd-				
0	NORDEA	NDA.ST	96.86	dd-	dd-	dd-				
3	NORSK HYDRO/d	NHY.OL	44.63	d-	do	dd-				
0	NOVO NORDISK B/d	NOVOb.CO	274.30	-	-	d-				
4	NOVOZYMES B/d	NZYMb.CO	332.00	+	dd-	dd-				
14	NATURGY ENERGY/d	NTGY.MC	23.59	+	+	uu+				
0	OCADO/d	OCDO.L	770.20	dd-	-	d-				
3	OLD MUTUAL LIM/d	OMU.L	147.20	-	do	dd-				
16	OMV AG/d	OMVV.VI	49.85	+	+	+	Retain. The uptrend remains in place.	02.10.2018	49.20	1.32%
3	ORANGE/d	ORAN.PA	13.52	-	uo	d-				
9	ORION B/d	ORNBV.HE	30.64	+	do	dd-	SELL the position if 30 is broken.	03.09.2018	31.60	-3.04%

Eurostoxx 600 Index constituent stocks alphabetically (O-R)

Eurostoxx 600 Index constituent stocks alphabetically (O-R)							DATE BOUGHT	PRICE BOUGHT	PROFIT or LOSS	
SCORE	COMPANY	RIC	PRICE	LT	MT	ST	COMMENT			
3	ORKLA A/d	ORK.OL	68.02	-	o	d-				
0	ORPEA/d	ORP.PA	100.35	-	-	-				
14	ORSTED/d	ORSTED.CO	417.50	+	+	do	SELL the position if 410 is broken.	03.09.2018	406.00	2.83%
3	OSRAM LICHT AG/d	OSRn.DE	32.91	-	o	-				
0	PADDY PW BETFA/d	PPB.I	74.25	-	-	-				
3	PANDORA/d	PNDORA.CO	374.50	-	do	dd-				
2	PEARSON/d	PERSON.L	808.80	do	-	dd-				
3	PENNON GROUP/d	PNN.L	696.60	o	-	o				
3	PERNOD RICARD/d	PERP.PA	136.15	dd-	do	dd-	SELL the position if 132 is broken.			
3	PERSIMMON/d	PSN.L	2'266.20	-	o	-				
4	PEUGEOT/d	PEUP.PA	21.51	+	-	-				
2	PHILIPS KON/d	PHG.AS	35.93	do	dd-	dd-				
0	PHOENIX GRP/d	PHNX.L	648.50	-	d-	d-				
0	PIRELLI & C/d	PIRC.MI	6.65	-	d-	dd-				
0	PLASTIC OMNIUM/d	PLOF.PA	28.52	-	-	-				
3	PLAYTECH/d	PTEC.L	450.00	-	o	-				
0	POLYMETAL INT/d	POLYP.L	608.80	-	-	d-				
9	PORSCHE AUT.HL/d	PSHG_p.DE	55.52	d-	+	dd-				
0	POSTE ITALIANE/d	PST.MI	6.31	-	-	-				
5	PROSIEBENSAT1/d	PSMGn.DE	22.09	o	do	dd-				
13	PROXIMUS/d	PROX.BR	20.84	uo	+	+				
3	PRUDENTIAL/d	PRU.L	1'655.50	-	do	d-				
0	PRYSMIAN/d	PRY.MI	18.35	-	d-	-				
8	PUBLICIS GROUP/d	PUBP.PA	52.52	o	uo	+				
4	QIAGEN NV/d	QIA.DE	30.67	+	dd-	dd-				
0	QUILTER PLC/d	QLT.L	129.04	-	-	d-				
7	RAIFF BANK INT/d	RBIV.VI	25.23	-	+	do				
10	RANDGOLD RES/d	RRS.L	5'300.00	d-	+	do				
1	RANDSTAD/d	RAND.AS	44.81	-	-	uo				
6	RECKIT BNCSR G/d	RB.L	6'570.00	+	dd-	dd-	SELL the position again if 6400 is broken. Failed to break 7200. Support 6000.	02.10.2018	7035.00	-6.61%
6	RECORDATI/d	RECI.MI	29.85	-	uo	u+				
18	RED ELECTR COR/d	REE.MC	18.77	+	uu+	+				
1	RELX/d	REL.L	1'506.50	d-	-	do				
0	REMY COINTREAU/d	RCOP.PA	108.00	d-	d-	dd-				
3	RENAULT/d	RENA.PA	71.61	-	do	d-				
8	RENTOKIL INITI/d	RTO.L	310.60	o	o	+				
12	REPSOL/d	REP.MC	16.96	+	+	dd-	Retain.	17.09.2018	16.94	0.09%
3	REXEL/d	RXL.PA	12.57	dd-	o	d-	SELL the position if 12.40 is broken.	03.09.2018	13.52	-7.06%
0	RHEINMETALL/d	RHMG.DE	81.56	-	d-	dd-				
0	RIGHTMOVE ORD/d	RMV.L	435.35	d-	-	d-				
6	RIO TINTO/d	RIO.L	3'753.50	-	+	dd-				
2	ROCKWOOL INT B/d	ROCKb.CO	2'502.00	do	dd-	-				
0	ROLLS ROYCE PL/d	RR.L	921.40	dd-	-	d-				
0	ROTORK PLC/d	ROR.L	309.20	dd-	-	dd-				
3	ROYAL BANK SCO/d	RBS.L	243.80	-	do	-				

Eurostoxx 600 Index constituent stocks alphabetically (R-S)

Eurostoxx 600 Index constituent stocks alphabetically (R-S)							DATE BOUGHT	PRICE BOUGHT	PROFIT or LOSS	
SCORE	COMPANY	RIC	PRICE	LT	MT	ST	COMMENT			
16	ROYAL DUTCH SH/d	RDSa.AS	29.31	+	+	do				
0	ROYAL MAIL R/d	RMG.L	340.60	-	-	-				
2	ROYAL UNIBREW/d	RBREW.CO	502.50	do	-	-				
4	RPC GROUP/d	RPC.L	797.00	+	dd-	d-	Retain.	17.09.2018	820.00	-2.80%
0	RSA INSURANCE G/d	RSA.L	559.60	-	-	-				
3	RTL GROUP/d	RRTL.DE	61.20	d-	o	-				
3	RUBIS/d	RUBF.PA	46.88	-	o	d-				
0	RWE AG/d	RWEG.DE	17.68	d-	-	-				
0	RYANAIR HLDGS/d	RYA.I	11.99	-	-	-				
17	SAAB B/d	SAABb.ST	438.40	+	+	+	SELL the position if 425 is broken.	03.09.2018	423.00	3.64%
9	SAFRAN/d	SAF.PA	111.65	+	do	dd-				
0	SAGE GROUP/d	SGE.L	536.80	-	-	d-				
4	SAINSBURY (J)/d	SBRY.L	310.60	+	-	d-				
3	SAINT-GOBAIN/d	SGOB.PA	34.16	-	o	-				
16	SAIPEM/d	SPMI.MI	5.11	+	+	do				
0	SAMPO A/d	SAMPO.HE	42.13	dd-	dd-	d-				
0	SANDVIK/d	SAND.ST	152.25	dd-	dd-	dd-				
13	SANOFI/d	SASY.PA	74.82	+	+	do	SELL the position if 73.30 is broken. Next support is 71 and 67.	17.09.2018	75.31	-0.65%
6	SAP SE/d	SAPG.DE	102.10	+	dd-	dd-	SELL the position if 100.50 is broken. Next support 98, 97, 92.	17.09.2018	104.20	-2.02%
2	SARTORIUS VZ/d	SATG_p.DE	127.30	do	-	d-				
16	SBM OFFSHORE/d	SBMO.AS	16.53	+	+	do	Retain. Breaking above the high from March 2017 at 16.20.	02.10.2018	15.84	4.32%
0	SCHAEFFLER/d	SHA_p.DE	9.98	-	d-	d-				
6	SCHIBSTED A/d	SBSTA.OL	283.70	+	dd-	-				
3	SCHNEIDER ELEC/d	SCHN.PA	64.60	-	do	d-				
3	SCHROEDERS/d	SDR.L	3'025.00	-	o	-				
18	SCOR SE/d	SCOR.PA	41.10	+	+	+				
1	SSE PLC/d	SSE.L	1'121.50	-	-	do				
0	SCOUT24/d	G24n.DE	35.82	-	-	-				
1	SEB/d	SEBF.PA	143.70	-	-	o				
4	SECURITAS B/d	SECUb.ST	151.45	+	-	dd-				
0	SEGRO/d	SGRO.L	619.40	-	-	d-				
18	SES/d	SESFd.PA	19.57	+	+	+				
3	SEVERN TRENT/d	SVT.L	1'816.50	o	-	o				
6	SHIRE/d	SHP.L	4'361.00	+	dd-	dd-				
2	SIEMENS GAMESA/d	SGREN.MC	9.67	o	-	-				
0	SIEMENS HEALTH/d	SHLG.DE	34.50	d-	-	dd-				
0	SIEMENS N/d	SIEGn.DE	103.68	d-	-	dd-	SOLD with the break of 107.50 at a loss of 9%. Long-term support is at 100, 95 and 88.			
3	SIGNIFY/d	LIGHT.AS	21.40	-	o	-				
0	SILTRONIC NAM/d	WAFGn.DE	93.00	-	-	dd-				
4	SIMCORP/d	SIM.CO	516.00	+	d-	dd-				
6	SEB A/d	SEBa.ST	93.44	+	dd-	dd-				
12	SKANSKA B/d	SKAb.ST	173.70	+	+	d-	SELL only if the support at 169 failed to hold.	03.09.2018	171.00	1.58%
0	SKF B/d	SKFb.ST	165.85	d-	d-	-				
17	SKY PLC/d	SKYB.L	1'725.50	+	+	+				
0	SMITH&NEPHEW/d	SN.L	1'311.00	dd-	dd-	dd-	SELL the position if the support at 1280 is broken.	10.09.2018	1385.00	-5.34%

Eurostoxx 600 Index constituent stocks alphabetically (S-T)

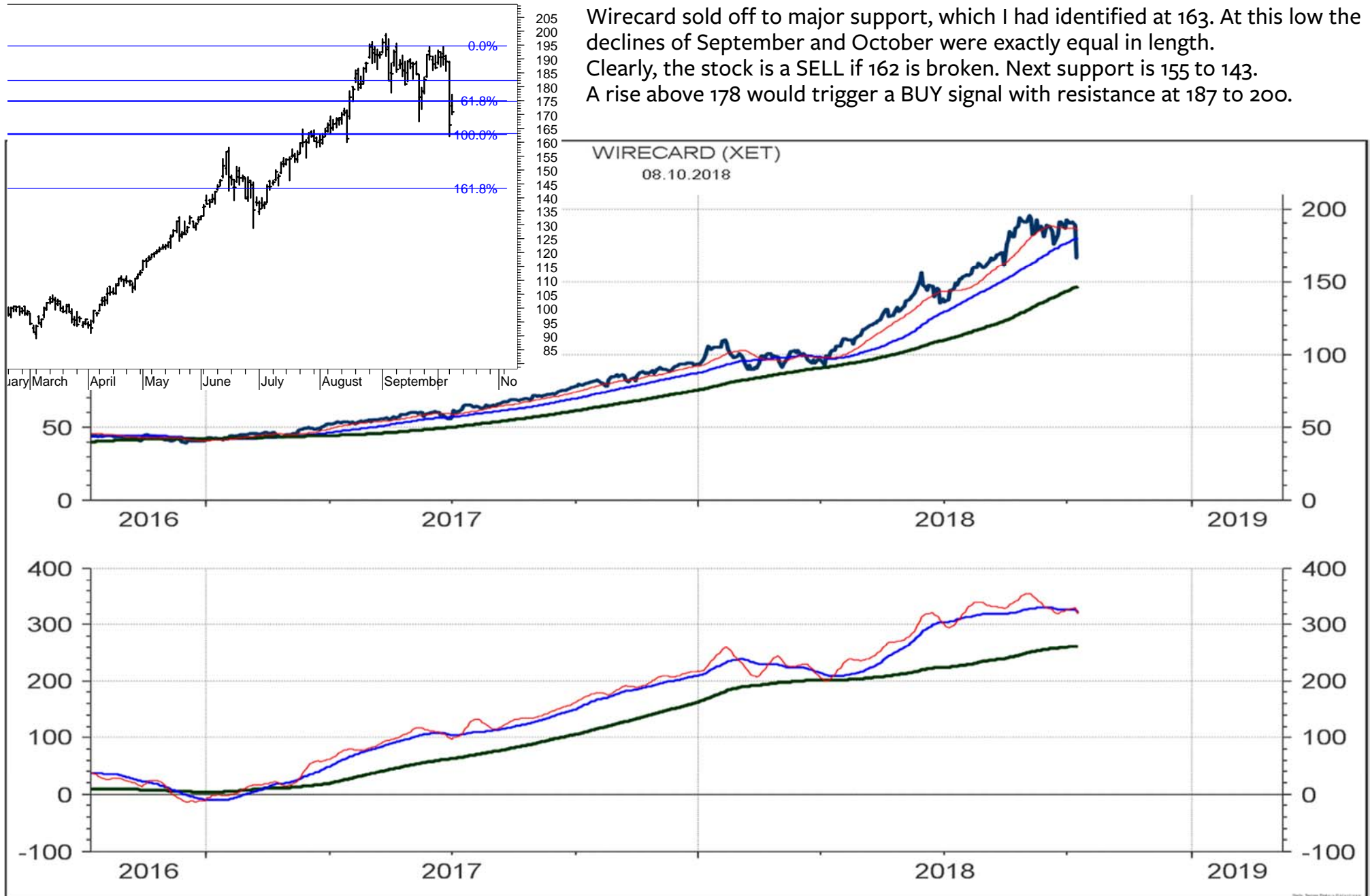
SCORE	COMPANY	RIC	PRICE	LT	MT	ST	COMMENT	DATE BOUGHT	PRICE BOUGHT	PROFIT or LOSS
0	SMITHS GROUP/d	SMIN.L	1'435.50	-	-	d-				
0	SMURFIT KAPPA/d	SKG.I	31.66	-	-	d-				
0	SNAM/d	SRG.MI	3.58	-	d-	-				
0	SODEXO/d	EXHO.PA	87.16	dd-	d-	d-				
0	SOFTWARE/d	SOWGn.DE	36.78	-	-	dd-				
7	SOLVAY/d	SOLB.BR	113.20	+	do	dd-				
0	SOPRA STERIA G/d	SOPR.PA	128.70	-	-	d-				
0	SPECTRIS/d	SXS.L	2'182.00	-	dd-	d-				
0	SPIE/d	SPIE.PA	15.13	d-	dd-	dd-	SELL the position if 14.50 is broken.			
2	SPIRAX-SARCO/d	SPX.L	6'655.00	do	dd-	dd-				
0	A SPRINGER SE/d	SPRGn.DE	55.80	-	-	dd-				
10	SSP GRP/d	SSPG.L	685.50	+	+	dd-				
0	ST JAMESS PLAC/d	SJP.L	1'089.50	-	dd-	dd-				
0	STANDRD CHART /d	STAN.L	591.20	-	d-	-				
0	STD LIFE ABER/d	SLA.L	288.10	-	d-	-				
0	STMICROELEC.N./d	STM.MI	14.58	-	-	dd-				
6	STORA ENSO R/d	STERV.HE	15.43	dd-	+	dd-				
13	STOREBRAND/d	STB.OL	73.00	+	+	u+	SELL the position if 70.50 is broken.	03.09.2018	74.20	-1.62%
0	SUBSEA 7/d	SUBC.OL	115.55	dd-	dd-	dd-				
18	SUEZ/d	SEVI.PA	13.00	+	+	+				
11	SCA B/d	SCAb.ST	98.10	+	+	o				
6	SV. HANDELSBAN/d	SHBa.ST	105.95	+	dd-	dd-	SELL the position if 104 is broken.	02.10.2018	112.35	-5.70%
4	SWEDBANK/d	SWEda.ST	194.20	+	dd-	dd-	SELL the position if 192 is broken. Lower support is 185 and 173.	02.10.2018	219.10	-11.36%
6	SWEDISH MATCH/d	SWMA.ST	455.30	+	-	u+				
4	SE ORPHAN BIOV/d	SOBIV.ST	219.90	+	d-	d-				
0	SYDBANK/d	SYDB.CO	174.90	-	-	dd-				
2	SYMRISE AG/d	SY1G.DE	74.26	do	dd-	dd-				
6	TAG IMMOBILIEN/d	TEGG.DE	20.02	+	d-	-				
12	TATE & LYLE/d	TATE.L	649.60	+	+	dd-	SELL the position if 635 is broken.	02.10.2018	692.00	-6.13%
3	TAYLOR WIMPEY/d	TW.L	164.18	-	o	-				
5	TECHNIPFMC/d	FTI.PA	26.32	do	do	dd-				
1	TELE2 B/d	TEL2b.ST	107.90	-	-	uo				
0	TELECOM ITALIA/d	TLIT.MI	0.49	-	-	-				
3	TELEFONICA DTL/d	O2Dn.DE	3.42	d-	do	dd-				
9	TELEFONICA/d	TEF.MC	6.92	-	uu+	+	Must rise above 7.05 to signal 7.30 to 7.80.			
16	TELENET GRP HL/d	TNET.BR	43.42	+	+	uu+				
3	TELENOR/d	TEL.OL	155.30	-	o	-				
4	TELEPERFORMANC/d	ROCH.PA	153.00	+	d-	-				
3	TELIA COMPANY/d	TELIA.ST	40.92	-	uo	-				
10	TENARIS/d	TENR.MI	14.75	o	+	+				
0	TERNA/d	TRN.MI	4.47	-	d-	-	SELL the position if 4.37 is broken.	17.09.2018	4.69	-4.67%
0	TESCO/d	TSCO.L	210.80	-	-	d-				
6	TGS-NOPEC GEOP/d	TGS.OL	321.10	+	dd-	dd-				
6	THALES/d	TCFP.PA	116.20	+	dd-	dd-				
10	THYSSENKRUPP A/d	TKAG.DE	20.62	-	+	do				

Eurostoxx 600 Index constituent stocks alphabetically (T-Z)

Eurostoxx 600 Index constituent stocks alphabetically (T-Z)							DATE	PRICE	PROFIT	
SCORE	COMPANY	RIC	PRICE	LT	MT	ST	COMMENT	BOUGHT	BOUGHT	or LOSS
6	TOTAL/d	TOTF.PA	54.34	+	dd-	dd-	SELL the position if 53 is broken. Next support 51.50 and 48.50.	09.07.2018	53.70	1.19%
3	TP ICAP/d	TCAP.L	268.90	-	o	-				
0	TRAVIS PERKINS/d	TPK.L	995.80	-	-	-				
3	TRELLEBORG B/d	TRELB.ST	168.70	-	o	-				
2	TRYG/d	TRYG.CO	150.00	do	dd-	d-				
4	TUI AG/d	TUIT.L	1'383.50	-	do	do				
16	TULLOW OIL/d	TLW.L	260.90	+	+	do	Retain. Could still test the resistance at 280.	02.10.2018	266.00	-1.92%
0	UBI BANCA/d	UBI.MI	2.97	-	d-	-				
0	UBISOFT ENTERT/d	UBIP.PA	87.40	dd-	dd-	dd-				
6	UCB/d	UCB.BR	75.92	+	dd-	dd-				
0	UDG HEALTHCARE/d	UDG.L	651.50	-	-	dd-				
0	UMICORE/d	UMI.BR	43.38	d-	d-	d-				
0	UNIBAIL RODAM/d	URW.AS	164.26	-	-	d-				
0	UNICREDIT/d	CRDI.MI	11.83	-	d-	-				
0	UNILEVER DR/d	UNc.AS	46.69	d-	-	dd-	SOLD with the break of 47 at a loss of 3%.			
0	UNILEVER/d	ULVR.L	4'032.00	d-	-	dd-				
0	UNIPER SE NA/d	UNo1.DE	25.48	dd-	dd-	d-				
0	UNITED INTERNE/d	UTDI.DE	36.42	-	-	d-				
8	UNITED UTIL GR/d	UU.L	691.40	o	o	+				
12	UPM-KYMMENE OY/d	UPM.HE	32.09	+	+	dd-	SELL the position. Likely to have peaked.	03.09.2018	33.15	-3.20%
0	VALEO/d	VLOF.PA	32.32	-	d-	-				
1	VEOLIA ENVIRON/d	VIE.PA	17.05	-	-	o				
2	VESTAS WIND/d	VWS.CO	403.80	do	dd-	d-	SELL the position if 395 is broken.	03.09.2018	442.00	-8.64%
2	VICTREX/d	VCTX.L	3'038.00	do	dd-	dd-				
0	VINCI/d	SGEF.PA	79.08	-	d-	dd-				
9	VISCOFAN/d	VIS.MC	62.15	+	do	dd-				
3	VIVENDI/d	VIV.PA	21.50	dd-	do	dd-				
0	VODAFONE GROUP/d	VOD.L	151.32	-	-	-				
7	VOESTALPINE/d	VOES.VI	38.72	-	+	do				
11	VOLKSWAGEN VZ/d	VOWG_p.DE	145.22	o	+	dd-	BUY. Could still be forming an inverse head and shoulder bottom.			
7	VOLVO B/d	VOLVb.ST	153.75	+	do	dd-	SELL the position if 148 is broken.	03.09.2018	157.45	-2.35%
5	VOPAK/d	VOPA.AS	41.95	do	do	-				
0	VONOVIA SE/d	VNAn.DE	39.77	d-	-	d-				
0	WACKER CHEMIE/d	WCHG.DE	101.00	-	d-	d-				
0	WARTSILA B/d	WRTv.HE	15.48	-	-	d-	SOLD the position with the break of 16 at a loss of 8%.			
3	WEIR GROUP/d	WEIR.L	1'648.50	-	do	dd-				
0	WENDEL/d	MWDP.PA	118.30	dd-	dd-	-				
15	WHITBREAD/d	WTB.L	4'526.00	+	+	-				
8	WIENERBERGER/d	WBSV.VI	21.40	+	o	do				
0	WILLIAM DEMANT/d	WDH.CO	204.40	-	-	d-				
0	WILLIAM HILL/d	WMH.L	236.90	-	-	-				
2	WIRE CARD/d	WDIG.DE	171.00	do	dd-	dd-				
4	WOLTERS KLUWER/d	WLSNc.AS	51.10	+	dd-	dd-				
16	WOOD GRP (JOHN/d	WG.L	772.80	+	+	do				
2	WPP PLC/d	WPP.L	1'092.66	o	-	dd-				
16	YARA INTERNATI/d	YAR.OL	391.80	+	+	do	SELL the position if 380 is broken.	02.10.2018	403.10	-2.80%
1	ZALANDO SE/d	ZALG.DE	32.46	-	-	uo				

Wirecard (WDIG.DE)

Wirecard sold off to major support, which I had identified at 163. At this low the declines of September and October were exactly equal in length. Clearly, the stock is a SELL if 162 is broken. Next support is 155 to 143. A rise above 178 would trigger a BUY signal with resistance at 187 to 200.



Disclaimer

Copyright © 2018 FinChartOutlook GmbH, Rolf Bertschi, all rights reserved.

This Publication is designed for sophisticated money managers who are aware of the risk in securities investments and market forecasting. The analysis herein is based both on technical and cyclic readings and the recommendations represent the opinion of the Publisher, FinChartOutlook GmbH. Past performance does not imply or guarantee profitable results in the future. Before making specific investments, further investigation is recommended. Although the information contained in this Publication has been derived from sources which are believed to be reliable, they are not always necessarily complete and cannot be guaranteed. Neither the Publisher, FinChartOutlook GmbH, nor any of its employees, affiliates or subsidiaries shall have any liability for any loss, harm or other detriment which has been sustained by any natural person or entity that has relied on the information contained in this Publication. Any person or entity who does rely on any information contained in this Publication does so at his/her own risk and by doing so assumes all liability for any such loss, harm or other detriment. Employees of the Publisher may at times have positions in the securities referred to in this Publication and may make purchases or sales of these securities while the Publication is in circulation. An advisor / client relationship is not created by the distribution or delivery of this publication.

The information published and opinions expressed are provided by FinChartOutlook GmbH for personal use and for informational purposes only. The information is not intended to provide specific financial, investment, tax, legal or accounting advice for you, and is not intended to be relied upon in that regards. You should not act or rely on the information without professional assistance. Non information published in this Publication constitutes an offer or recommendation, to buy or sell any investment instruments, to effect any transactions, or to conclude any legal act of any kind whatsoever. FinChartOutlook GmbH disclaims, without intention, all liability for any loss or damage of any kind, including any direct, indirect or consequential damages, which might be incurred through the use of any information in this presentation. The entire content of this paper is subject to copyright with all rights reserved. You may save or print out a hard copy, provided that you do not remove any copyright or other proprietary notices. All property rights shall remain with FinChartOutlook GmbH. The content of this Publication may not be reproduced (in whole or in part), transmitted (by electronic means or otherwise), modified, linked into or used for any public or commercial purpose without the prior written permission of Rolf P. Bertschi, FinChartOutlook GmbH.

Sources

The charts in this publication are from Metastock and Datastream from Thomson Reuters Equis. All indicators and analyses are by Rolf Bertschi.

Explanations

For a more detailed explanation of the Trend and Momentum Models applied in this Chart Outlook, please see

www.chartoutlook.com

www.rolfbertschi.ch

E-Mail

rolf.bertschi@chartoutlook.ch

FinChartOutlook GmbH, Rolf P. Bertschi, Dörflistrasse 17, 8903 Birmensdorf ZH, Switzerland